



UNITED NATIONS  
ECONOMIC AND SOCIAL COUNCIL  
ECONOMIC COMMISSION FOR AFRICA



AFRICAN UNION




AFRICAN DEVELOPMENT BANK

Africa Regional Consultative Meeting  
on the Sustainable Development Goals

Experts Meeting

Addis Ababa, Ethiopia  
31 October - 2 November 2013



Distr.: General

E/ECA/SDG/8  
29 October 2013

Original: English

# Draft Africa Regional Report on the Sustainable Development Goals<sup>1</sup>

## Summary

---

<sup>1</sup> Prepared by:

Dr. Genevesi Ogiogio  
Technical Advisor, NEPAD Agency and Institutional Development Advisor,  
Pan African Parliament  
Executive Director,  
African Centre for Institutional Development  
[genevesi.ogio@Africa-cid.org](mailto:genevesi.ogio@Africa-cid.org)

## ABBREVIATIONS AND ACRONYMS

- A21: Agenda 21
- AAA: Accra Agenda for Action
- AAP: AU-NEPAD African Action Plan: 2010-2015
- ABI: Africa Biosciences Initiative
- ABNE: Africa Bio Safety Network of Expertise
- ACFS: African Centre for Food Security
- AEC: African Economic Community
- AEEP: Africa-EU Energy Partnership
- AFAIP: African Fisheries and Aquaculture Investment Partnership
- AfDB: African Development Bank
- AFFM: Africa Fertilizer Development Financing Facility
- AIDF:- African Infrastructure Development Fund
- AMCEN: African Ministerial Conference on Environment
- AMU: Arab Maghreb Union
- APDev: Africa Platform for Development Effectiveness
- APINA: Air Pollution Impact Network for Africa
- APRM: African Peer Review Mechanism
- ASTII: African Science, Technology and Innovation Indicators Initiative
- AU: African Union
- AUC: African Union Commission
- BDPA: Beijing Declaration and Platform for Action
- BRICS: Brazil, Russia, India, China and South Africa
- CAADP: Comprehensive Africa Agricultural Development Programme
- CDM: Clean Development Mechanism
- CDSF: AU-NEPAD Capacity Development Strategic Framework
- CEDAW: Convention on the Elimination of All forms of Discrimination Against Women
- CER: Certified Emission Reduction
- COMESA: Common Market for Eastern and Southern Africa
- COP: Conference of the Parties to the United Nations Framework Convention on Climate Change
- DAC: Development Assistance Committee
- DBSA: Development Bank of Southern Africa
- EAC: East African Community
- EAP: NEPAD Environment Action Plan
- ECCAS: Economic Community of Central African States
- ECOWAS: Economic Community of West African States
- ECREEE: ECOWAS Centre for Renewable Energy and Energy Efficiency
- FAO: Food and Agricultural Organization
- FOCAC: Forum on China-Africa Cooperation
- GEF: Global Environmental Facility
- GP: Global Partnership for Effective Development Cooperation
- HLF: High Level Forum on Aid Effectiveness
- IBSA: India, Brazil and South Africa Dialogue Forum
- IFC: International Finance Corporation

- IFFs: Illicit Financial Flows
- IFI: International Financial Institution
- IGAD: Intergovernmental Authority on Development
- IISD: International Institute for Sustainable Development
- IMF: International Monetary Fund
- IWRM: Integrated Water Resources Management
- MDGs: Millennium Development Goals
- MfDR: Managing for Development Results
- MIGA: World Bank Multilateral Investment Guarantee Agency
- MNCs: Multinational Corporations
- MTEF: Medium Term Expenditure Framework
- NAFSIPs: National Agriculture and Food Security Investment Plans
- NCSD: National Council for Sustainable Development
- NEPAD: New Partnership for Africa's Development
- NFIPs: National Fisheries Investment Plans
- NPCA: NEPAD Planning and Coordinating Agency
- NPoA: National Programme of Action of the APRM
- OAU: Organization of African Unity
- ODA: Official Development Assistance
- ODF: Official Development Finance
- OECD: Organization for Economic Cooperation and Development
- PAF: Partnership for African Fisheries
- PCRD: Policy Framework for Post-Conflict Reconstruction and Development
- PD: Paris Declaration
- PFIA21: Programme for the Implementation of Agenda 21
- PIDA: Programme for Infrastructure Development in Africa
- PIDA-PAP-: Priority Action Projects of PIDA
- PPPs: Public-Private Partnerships
- PRSP: Poverty Reduction Strategy Paper
- RCM: Regional Coordination Mechanism
- RECs: Regional Economic Communities
- Rio+20: United Nations Conference on Sustainable Development, June 2012
- SACU: Southern African Customs Union
- SADC: Southern Africa Development Community
- SLM: Sustainable Land Management
- SOER: State of Environment Report
- SPVs: Special Purpose Vehicles
- SSC: South-South Cooperation
- UEMOA: West African Economic and Monetary Union
- UNCED: United Nations Conference on Environment and Development
- UNCSD: United Nations Council on Sustainable Development
- UNCTAD: United Nations Conference on Trade and Development
- UNDP: United Nations Development Programme
- UNDP/RBA: United Nations Development Programme Regional Bureau for Africa
- UNECA: United Nations Economic Commission for Africa
- UNEP: United Nations Environment Programme
- UNFCCC: United Nations Framework Convention on Climate Change
- UN-RCM: United Nations Regional Coordination Mechanism

- UNWTO: United Nations World Tourism Organization
- WB: World Bank
- WCED: World Commission on Environment and Development
- WFP: World Food Programme
- WSSD: World Summit on Sustainable Development
- WTO: World Trade Organization

<b>ABBREVIATIONS AND ACRONYMS.....</b>	<b>ii</b>
<b>I. INTRODUCTION.....</b>	<b>1</b>
1. Overview.....	1
2. Background and Context .....	3
3. Purpose, Scope, Methodology and Framework of Analysis of Report .....	4
<b>II. ISSUES IN SUSTAINABLE DEVELOPMENT – CONCEPT, GOALS, TARGETS AND INDICATORS.....</b>	<b>5</b>
1. Concept and Pillars of Sustainable Development.....	5
2. Sustainable Development – Principles and Vision.....	5
3. Sustainable Development Goals – Guiding Framework and Criteria .....	6
4. Sustainable Development Goals - Emerging Themes and Priority Areas .....	7
<b>III. PROPOSED SUSTAINABLE DEVELOPMENT GOALS, TARGETS AND INDICATORS.....</b>	<b>8</b>
1. Process in the Determination of Proposed Goals .....	8
2. Justification for Time Horizon of 2015-2045 .....	8
3. Situational Analysis I – Subregional Level Sustainable Development Challenges and Priorities.....	9
4. Situational Analysis II: Regional Level Sustainable Development Challenges and Priorities.....	14
5. Proposed Sustainable Development Goals, Targets and Priorities, 2015-2045 .....	20
<b>IV. STRATEGY AND MEANS OF IMPLEMENTATION OF PROPOSED SUSTAINABLE DEVELOPMENT GOALS, TARGETS AND INDICATORS.....</b>	<b>31</b>
1. Finance for Sustainable Development – The Commitments .....	32
2. Domestic Financial Resources.....	33
3. Potential Instruments for Mobilizing Domestic Financial Resources .....	34
<b>V. MONITORING AND EVALUATING IMPLEMENTATION OF SUSTAINABLE DEVELOPMENT GOALS, TARGETS AND INDICATORS.....</b>	<b>37</b>
<b>VI. CONCLUSIONS AND RECOMMENDATIONS.....</b>	<b>37</b>
1. Conclusions.....	38
2. Recommendations.....	39



# AFRICA REGIONAL REPORT ON SUSTAINABLE DEVELOPMENT GOALS

## SUMMARY

### I. INTRODUCTION

#### 1. Overview

This report presents a summary of a draft proposal on Africa Regional Sustainable Development Goals, Targets and Indicators. It is the result of a consultative process undertaken in the five sub-regions and among a number of institutions supporting development in the region. Although the report presents a regional perspective that is richly informed by survey, it remains a working document for further consultation and refinement. Thus, essentially, it is a seminal guide to the determination of the region's priorities and ordering of such priorities on sustainable development goals. This proposal, after a rigorous review and endorsement by African stakeholders, will form the region's input into the global sustainable development goals, targets and indicators.

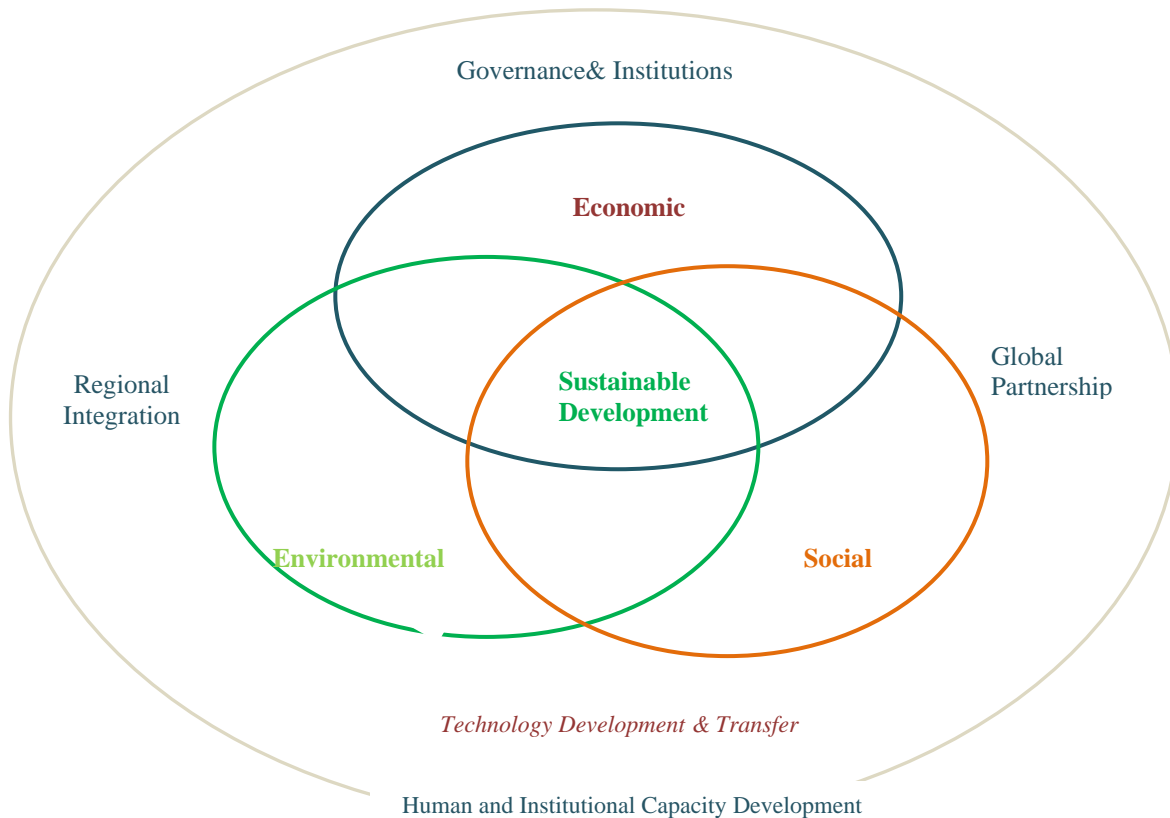
The need for Sustainable Development Goals (SDGs) has been the result of a global concern whose time has come. It has increasingly become evident that economic growth that does not effectively support social development and protect the environment is no longer sustainable. The 21<sup>st</sup> Century therefore defines a new pathway for growth and development globally. This pathway has been advocated for decades dating back to the early 1960s, when concerns pointed distressingly to the environmentally destructive and the socially negligent and non-inclusive nature of development<sup>2</sup>. These concerns led to the UN Conference on Environment and Development (UNCED) also known as the Earth Summit in June 1992 and the World Summit on Sustainable Development (WSSD) in August-September 2002. When the UN Conference on Sustainable Development (UNCSD) known as Rio+20 was held in June 2012, the challenge before the world became more sharply defined and focused – it has become inevitable that countries must have to follow a sustainable development path to create the tomorrow that we want and which is socially inclusive and equitable; protects environmental resources; and follows sustainable production and consumption for current and future generations to meet their own growth and development needs. This is the essence of sustainable development.

---

<sup>2</sup>*A fortiori*, the need for sustainable development as a framework for long-term transformation of economies and societies became more pronounced in June 1992 when the first Earth Summit was held - a landmark event at which the international community committed to addressing environment and development issues in a holistic and integrated manner for the achievement of sustainable development. However, the concern, which had long been expressed largely in terms of the destructive effect of economic growth on the environment, dates three decades back when in 1962 Rachel Carson published a controversial and instrumental publication titled "*Silent Spring*" which raised environmental awareness on a global scale, and June 1972 when the United Nations Conference on the Human Environment was held. By 1987 when the Brundtland Commission that was set up by the UN General Assembly to address growing concern "about the accelerating deterioration of the human environment and natural resources and the consequences of that deterioration for economic and social development" released its report, the key issues which provided the strands of the thoughts for the development of the concept and the definition of the components of sustainable development had begun to emerge very clearly. It has thus been a long journey in redirecting economic growth, social development and the use of environmental resources towards a common future that provides for oncoming generations. Much has been expended in determining what is wrong and how this should be corrected. It is now time to determine how to measure and monitor progress. And that is the challenge that the United Nations Conference on Sustainable Development that was held on 20-22 June 2012 has placed before the global community.

Viewed from the prism of a development pyramid<sup>3</sup>, the environment is the source of life and gives rise to economic activities. Economic activities in turn sustain social development. Without growth, there will be no social development. This is however not necessarily a linear relationship as the environment also directly influences social development. The relation among the three is complex and nonlinear. The challenge of sustainable development is to achieve a balance in interrelationships among the three pillars. Current economic growth therefore has to be environmentally-friendly and socially responsible.

**Fig.1: Pillars of Sustainable Development**



For economic growth to be sustainable, efforts need to be directed to efficient and sustainable use of natural resources; environmentally-friendly agricultural practices; renewable energy development; less-carbon intensive production of goods and services, including efficient transportation, and less intensive consumption of resources, goods and services, among others. These promote efficient and resilient production systems, minimize resource depletion and degradation, as well as greenhouse gas emissions, thus leading to more resilient economies.

Sustainable social development must focus on key elements, which consist of poverty eradication, reduction of inequalities, as well as enhancement of access to education, health, water and sanitation, and other socio-economic infrastructure and social services. Also vital is the vigorous pursuit of gender equality and women empowerment and promotion of youth development, among others. And

<sup>3</sup> Sustainable development is viewed more from the perspective of inter-linkages among the three components – economic, social and environmental.



environmental resources, which consist of natural resources, including biodiversity and ecosystems need to be developed and used sustainably. Successful implementation of sustainable development as a framework lies in the existence of good governance and strong institutions in the African region.

For the region, governance and institutions, taken together as a component element, is fundamental to sustainable development. First, they provide the foundation on which economic growth, socially-responsible and environmentally-friendly development rests. Without an enabling governance environment and functional institutions, which provide constitutional, accountable, regulatory and legal frameworks for productive activities to thrive, there will be no basis for sustainable development. And a second reason for their centrality lies in the fact that African countries are at different stages in the good governance spectrum with different challenges. There is therefore a strong need for sustained mutual support at subregional level through the Regional Economic Communities and regionally through the African Union and NEPAD. Hence, good governance and effective institutions constitute the most important imperative for sustainable transformation in Africa.

Thus, with good governance, strong and effective institutions, availability of financial resources, the right policy mix, efficient use of resources, access to environmentally-friendly technology and innovations, human and institutional capacity development as well as strengthened and sustained international partnerships, the African region will transition effectively from conventional to sustainable development.

## **2. Background and Context**

The United Nations Conference on Sustainable Development (Rio+20), which took place from 20 to 22 June 2012 in Rio de Janeiro, Brazil was a major land mark in the pursuit of sustainable development. The conference adopted an outcome document<sup>4</sup> entitled “The future we want” which was endorsed by the United Nations General Assembly (UNGA) in its resolution A/RES/66/288. The formulation of sustainable development goals (SDGs) is among the key commitments agreed upon at Rio+20. The compelling need for the SDGs is that they could be useful for pursuing focused and coherent action on sustainable development. The SDGs are intended to advance sustainable development and further integrate the three dimensions of sustainable development: economic, social and environmental. The aim is to guide and contribute to transformative change as stipulated in the Rio+20 outcome document, in support of rights-based, equitable and inclusive processes that enhance sustainability at global, regional, national and local levels<sup>5</sup>. Rio+20 emphasized among others that these goals should address and incorporate in a balanced way all three dimensions of sustainable development and their inter-linkages. The conference also recognized that the goals should be coherent with and integrated into the United Nations development agenda beyond 2015, thus contributing to the achievement of sustainable development and serving as a driver for the implementation and mainstreaming of sustainable development in the United Nations system as a whole.

In the development of the SDGs to be agreed by UNGA, Rio+20 called for an inclusive and transparent intergovernmental process that is open to all stakeholders. An open working group comprising 30 representatives nominated by Member States from the five United Nations regional groups, will propose the sustainable development goals for the consideration and appropriate action of the UNGA. It is expected that progress towards the achievement of the SDGs needs to be assessed by means of

---

<sup>4</sup> See Rio+20 Outcome Document - The Future We Want

<sup>5</sup> UN Secretary General’s initial input to the Open Working Group on SDGs

targets and indicators, while taking into account different national circumstances, capacities and levels of development.

As a prelude to the launch of this process, UNECA in collaboration with the African Union Commission (AUC), the African Development Bank (AfDB) and the United Nations Department of Economic and Social Affairs (UNDESA) organized the Africa Regional Implementation Meeting (Africa-RIM) that was held from 19 to 21 November 2012, to deliberate on the main outcomes of Rio+20 and their implications for Africa. This multi-stakeholder meeting brought together participants from the economic, social, environmental and governance dimensions of sustainable development and adopted the Africa RIM Outcome Document<sup>6</sup> for the post Rio+20 follow-up processes including the Twentieth Session of the UN Commission (CSD-20). It represents, among others, Africa's collective input into the CSD-20 and the UN General Assembly processes on Rio+20 follow-up, including the SDGs.

With respect to the SDGs, the Africa RIM reemphasized the principles<sup>7</sup> that these goals should be based on clearly defined priority areas that enjoy broad consensus across the region's diverse stakeholders. This makes an extensive regional consultative process in the identification of priorities pertinent to the case of Africa. Such process will enable the region, among others, to:

- Effectively speak with one strong voice to articulate and galvanize international support around SDGs that are well aligned with its sustainable development priorities.
- Lay a firm foundation for the ownership, championship, domestication and implementation of activities towards the achievement of the SDGs by regional and subregional organizations, the region's countries and major stakeholders' groups.
- Mobilize, enhance understanding and strengthen capacity of regional and subregional organizations, countries and major groups in the development and subsequent implementation of programmes and activities towards the achievement of the set SDGs.
- Enhance linkages across national, subregional, regional and global priorities.

It is in this context that UNECA launched the process of preparing the subregional and Africa Regional Reports on Sustainable Development Goals.

### **3. Purpose, Scope, Methodology and Framework of Analysis of Report**

The purpose of this report is to present a well-informed analytical Africa regional perspective on Sustainable Development Goals, Targets and Indicators. In terms of scope, the report examined priorities at subregional and regional levels. As regards methodology, it draws on the five subregional reports, which were informed by questionnaire surveys administered at the national level and consultations with national and subregional institutions. In addition, the report also undertook an in-depth review of sustainable development issues, challenges and priorities at the regional level. Analytical value was added from perspectives and issues from various consultative meetings held in the region. Taking outcomes from these sources into consideration against the background of the region's performance results from the MDGs, the report first proposed a set of 20 Sustainable Development Goals. These goals were shared with ECA review team, which provided further guidance on rationalizing the goals, including consultation with relevant regional and subregional institutions. In

---

<sup>6</sup> See Annex 3, the Africa RIM outcome document

<sup>7</sup> See section IV of Annex 3 the Africa RIM Outcome document

this regard, AUC, NEPAD Agency, the 8-AU recognized RECs<sup>8</sup>, AfDB, the African Legal Support Facility were consulted, among others, for preliminary feedback. Based on comments received, a total of 12 Sustainable Development Goals, Targets and Indicators were finally selected to guide sustainable development in the region over the period 2015-2045. The report is based on a time horizon of three decades. Justifications for this time period are presented in Section III.

## **II. ISSUES IN SUSTAINABLE DEVELOPMENT – CONCEPT, GOALS, TARGETS AND INDICATORS**

### **1. Concept and Pillars of Sustainable Development**

As a concept, sustainable development is already well-articulated. Knowledge, information and documentation about it are copious. The most widely-referenced definition of the concept is that by the Brundtland Commission, which defined sustainable development as development, which "*meets the needs of the present without compromising the ability of future generations to meet their own needs*"<sup>9</sup>. Thus, sustainable development places challenges facing growth and development within the context of the absorptive or carrying capacity of natural ecosystems and recognizes the limits of such systems. It also places emphasis on intra and intergenerational equity.

In analyzing sustainable development, development practitioners focus their attention on three components also known as the pillars. These are economic growth, social development and environmental sustainability. On these, there is a consensus among the international community, development management institutions and development practitioners. While there is a general consensus on the three pillars of sustainable development, it is very much important to accentuate the role and importance of governance and institutions as a fundamental and an overarching imperative of sustainable development. Also of importance are interlinkages among the pillars and the means of implementation of sustainable development goals and targets. Gaps in the means of implementation are by and large a measure of the extent to which SDGs and targets can be met.

### **2. Sustainable Development – Principles and Vision<sup>10</sup>**

The African region is of the view that the development of the SDGs should be guided by the following principles:

---

<sup>8</sup> Feedback by CEO, NEPAD Agency and detailed response by the Secretary-General of UMA to the seminal 20 SDGs are very much appreciated. Review by Benoit Faivre-Dupaigre of NEPAD Agency was also very helpful.

<sup>9</sup> In 1987, the United Nations released the Brundtland Report, which included what is now one of the most widely recognized definitions: "Sustainable development as development, which meets the needs of the present without compromising the ability of future generations to meet their own needs. The Brundtland Commission, formally the World Commission on Environment and Development (WCED), known by the name of its Chairperson, former Norwegian Prime Minister, Mrs. Gro Harlem Brundtland, was convened by the United Nations in 1983. The commission was created to address growing concern "about the accelerating deterioration of the human environment and natural resources and the consequences of that deterioration for economic and social development." In establishing the commission, the UN General Assembly recognized that environmental problems were global in nature and determined that it was in the common interest of all nations to establish policies for sustainable development.

The 1983 General Assembly passed Resolution 38/161 "Process of preparation of the Environmental Perspective to the Year 2000 and Beyond", which established the Commission.

<sup>10</sup> One major challenge in defining sustainable development goals, which this report attempts to address, is the development of goals that are universal in nature, yet reflect regional, subregional and national diversities in terms of their priorities.

- The Rio Principles, particularly the principle of Common but Differentiated Responsibility (CBDR) taking into account different national circumstances, capacities and priorities.
- The goals, targets and indicators should embody the three dimensions of sustainable development, as well as issues pertaining to good governance and effective institutions for sustainable development.
- The SDGs should be action-oriented and allow for tracking progress towards sustainable development over time. In this regard, they should have clear and measurable targets, which take into account different regional and national priorities, realities, capacities and levels of development.
- They should be universal in nature and flexible enough to cater for different national priorities. The SDGs must build on and complement the MDGs that must be maintained and be effectively implemented and supported.
- The SDGs must be accompanied by adequate means of implementation, particularly financing, technology transfer and capacity building. For each goal, there should be clearly defined means of implementation.
- The goals should promote equitable and inclusive human-centred development.

There is an emerging consensus with respect to the vision and priorities that should guide the development of the SDGs. The Rio+20 Outcome Document provides guides as to what the SDGs could seek to achieve. Foremost among these is poverty eradication – for which sustained, inclusive and equitable economic growth in developing countries is a necessary requirement (Para. 106). In addition, reducing inequalities, promoting gender equality, ensuring equal access to quality education are examples of additional outcomes towards which the SDGs will need to contribute. The Rio+20 Outcome Document also indicates that the process of developing the SDGs needs to be coordinated and coherent with the processes of the post-2015 development agenda (para.249) in order to facilitate the emergence of one set of appropriate goals, targets and indicators for the post-2015 development agenda.

### **3. Sustainable Development Goals – Guiding Framework and Criteria**

The United Nations Secretary-General's High-level Panel on Global Sustainability (UN 2012b) called for a sustainable development index or set of indicators to be developed and stipulated that the SDG framework should, among others:

- Be universal in character, covering challenges to all countries rather than just developing nations.
- Express a broadly agreed global strategy for sustainable development.
- Incorporate a range of key areas that were not fully covered in the MDGs, such as food security, water, energy, green jobs, decent work and social inclusion, sustainable consumption and production, sustainable cities, climate change, biodiversity and oceans, as well as disaster risk reduction and resilience.
- Be comprehensive, reflecting equally the economic, social and environmental dimensions of sustainable development and the interconnections between them.
- Incorporate near-term benchmarks, while being long-term in scope, looking ahead to a deadline of perhaps 2030.

- Engage all stakeholders in implementing and mobilizing resources, including local communities, civil society, the private sector and Governments.
- Include progress metrics alongside absolute targets, to focus policy attention as a means of driving development outcomes and to reflect various development priorities and conditions across countries and regions.
- Provide scope to review these goals in view of evolving new knowledge and evidence.

There are therefore clear guidelines and criteria that the SDGs framework, goals, targets and indicators will need to satisfy in order to meet sustainable development concerns. Just as the pathway has become clearer, a number of common themes and priority areas have also begun to emerge. What follows are the emerging SDGs themes and priorities, especially for the African region following consultations and review of relevant documentation as earlier mentioned.

#### **4. Sustainable Development Goals - Emerging Themes and Priority Areas**

##### **1. Global Level**

At the global level, broadly, there is progress by regions and countries in the effort to define priority areas on which SDGs will focus. An analysis of responses thus far reveals that the overarching priority areas of poverty eradication and sustainable management of natural resources are high on the list. Sustainable management of natural resources includes enhanced capacity of natural ecosystems to support human welfare, ecosystem conservation and restoration, sustainable ecosystem management, and reduction of ecosystem pollution.

Other emerging priority areas include ensuring equal opportunity in accessing basic needs such as energy, water, food, education and health services, as well as improving the quality of these services. Also high on the priority list are sustainable agriculture, food security, nutrition, water management, combating of desertification and land degradation, sustainable energy and energy security. Yet, others point to a fair and stable global trading system; adequate financing for development; affordable access to technology and knowledge; and good governance practices based on rule of law, among others.

##### **2. Africa Regional Level**

In terms of priority areas for the SDGs, the African region considers eradication of poverty as its greatest challenge today and it remains an indispensable requirement for sustainable development. The emerging perspective from the region, based on proposals from several consultative meetings, including the Africa Regional Implementation Meeting on the Post-Rio+20 Follow-up Processes, is that the SDGs will need to address the following key areas:

- Poverty eradication and wealth creation.
- Combating hunger and ensuring food security and nutrition.
- Access to safe water supply and adequate sanitation facilities.
- Access to quality education and health services.
- Promotion of gender equality and empowerment of women.
- Enhancement of equitable and universal access to social services and social protection.
- Promotion of sustainable and inclusive economic growth.

- Reduction of vulnerability and strengthening of resilience to the impacts of climate change.
- Creation of decent employment opportunities.
- Enhancement of infrastructure development.
- Improvement of access to affordable and sustainable energy.
- Arresting of land degradation, desertification, drought and deforestation.
- Promotion of sustainable water resource management.
- Ensuring access to, and transfer of environmentally sound, technologies for climate change adaptation and mitigation.
- Fostering peace and security.

### **III. PROPOSED SUSTAINABLE DEVELOPMENT GOALS, TARGETS AND INDICATORS**

#### **1. Process in the Determination of Proposed Goals**

In the determination of the sustainable development priorities and their rankings, this report reviewed findings from the surveys conducted in the five sub-regions. These surveys were guided by questionnaires that were administered on key institutions, development practitioners and partners in the sub-regions. In addition to the surveys conducted, the report also undertook an in-depth review of sustainable development issues, challenges and priorities at the regional level. Analytical value was added from perspectives and issues from various consultative meetings held in the region. Taking outcomes from these sources into consideration against the background of the region's performance results from the MDGs, the report first proposed a set of 20 Sustainable Development Goals. These goals were then shared with ECA review team, AUC, NEPAD Agency, the 8-AU recognized RECs<sup>11</sup>, AfDB, and the African Legal Support Facility, among others, for preliminary feedback. Based on comments received, a total of 12 Sustainable Development Goals, Targets and Indicators were finally selected to guide sustainable development in the region over the period 2015-2045.

#### **2. Justification for Time Horizon of 2015-2045**

The achievement of the SDGs proposed in this report is set for a period of three decades, starting from 2015. This time horizon is influenced by a number of considerations. First, over a period of 15 years, the African region was unable to achieve the MDGs. Although significant progress was made in a number of areas, there were also significant shortfalls. In addition, the region is also facing new threats and challenges. Among these are climate change and growing insecurity from terrorism. The taste for conflict still lingers in some of the subregions. These are challenges that will divert resources from productive causes that are of immediate response to improved quality of lives.

Second, the region is still severely infrastructure deficient. Investment and growth require improved infrastructure. A bold attempt to address infrastructure need is put forward under the NEPAD Programme for Infrastructure Development in Africa (PIDA). The Institutional Architecture for Infrastructure Development in Africa (AIDA) has been established to implement PIDA, which has an implementation phase up to 2040 provided the region is able to mobilize and commit at least \$93 billion per annum to the implementation of the programme.

---

<sup>11</sup>Detailed and painstaking response by the Secretary-General of UMA is very much appreciated.

And lastly, given the encouraging but inadequate flow of development assistance, the region will have to look inward to generate financial resources to implement most of the programmes and activities to achieve the goals. Economies will have to achieve significant and sustained growth rates to generate taxable capacity for domestic resource mobilization. Leakage of financial resources through corruption, an area where significant progress has not been made, will need to be stemmed. And global partnership must rise up to the challenge of effectively addressing illicit financial flows from Africa.

The foregoing considerations aside, it is of utmost importance to put the pace of growth and development in the region, especially sub-Saharan Africa in context. For instance, it took 11 years for extreme poverty to be reduced by 10 percentage points (from 58% to 48% over 1999-2010). At current pace, it will take 4 decades for extreme poverty to be eradicated.

It took 18 years for 9 percentage point increase to be achieved in access to improved water sources. The proportion of the population with access to water rose from 56% in 1990 to 65% in 2008. This means, all things being equal, it will take another 72 years for the entire population to be provided with clean drinking water.

And lastly, it took 12 years for a 3 percentage point reduction to be achieved in the proportion of the region's population living in slums. There was a decline from 65% to 62% from 2000 to 2012. The implication is that it will take 120 years to halve the current slum population in sub-Saharan Africa and 240 years to completely transform slum areas.

Given the foregoing, it is evident that the time horizon for the achievement of the proposed goals is ambitious. A shorter duration will at best be unrealistic for the region.

### **3. Situational Analysis I – Subregional Level Sustainable Development Challenges and Priorities**

#### **(a) Central Africa sub-region**

The main challenges facing the Central Africa subregion despite efforts by governments and development partners are the need for sustainable peace and security, good governance, transparency, fight against corruption, as well as effective human and institutional capacity. In recent decades, the sub-region has been characterized by socio-political instability; rebellion and intra-and inter-ethnic and inter-state conflicts; illicit trafficking in arms, drugs, human beings and precious stones; and struggle for control of resources. The activities of armed gangs, which are the main causes of the instability have weakened a number of states in the subregion and destroyed natural resources, decimating species and protected wildlife areas. It has been estimated that three-quarters of the population of elephants in Central Africa have been decimated by heavily armed poachers in search of ivory. Proceeds of such poaching are in turn used to acquire arms, which fuel the subregion's conflicts. The situation is compounded by organized crime (smuggling of arms and drugs, kidnapping, piracy, among others) which is on the rise and further heightening the state of insecurity.

#### **(b) North Africa Subregion**

The foremost challenge facing the North Africa subregion is the effect of climate change. Variability in climate has led to loss of soil fertility, degradation of land, loss of vegetation cover, increasing water deficit, desertification and concentration of population in the coastal areas. This has impacted on

agriculture, food security and availability of water, which is less than 1000 m<sup>3</sup> annually. It will be recalled that the Intergovernmental Panel on Climate Change (IPCC) noted that the subregion is most vulnerable to the risk of climate change worldwide. Strategies and policies to adapt to climate change and raise resilience of communities, conserve biodiversity and protect ecosystems are a priority. Other challenges and priorities of the subregion include the need for political reforms to widen the space for all stakeholders to participate in socio-political development processes, gender equality and women empowerment, transition to a green economy framework and improved access to infrastructural services.

### **(c) West Africa Subregion**

Countries in the West African subregion face the challenge of raising and sustaining economic growth. Economic growth within the subregion has not contributed to the creation of employment and exploitation of mineral resources has so far failed to place emphasis on value addition or beneficiation. Structural transformation is required by the subregion to improve the quality of life of the people. The shrinking of the agricultural sector's contribution to GDP accompanied by a decrease or at best a stagnation of the manufacturing sector suggests ineffective transformation. Countries in the subregion lag far behind in human development, particularly education, health, access to drinking water, sanitation and other basic infrastructure services. These persistent social challenges have seriously hampered efforts of countries within the subregion to accelerate growth and reduce poverty. Poverty remains the major challenge facing countries in the subregion. The incidence of poverty is among the highest in the world. Over a third of the countries within the subregion are ranked among the poorest in the world.

Many countries in the subregion are at the risk of climate change and are experiencing climatic variability and extreme weather conditions such as floods or droughts and frequent high maximum temperature. The subregion has since the 1960s been experiencing serious land degradation. The subregion continues to suffer biodiversity losses and was unable to achieve a reduction in loss rate by 2010 as expected by the JPOI. Significant threat is posed by population growth, urbanization, and poor waste management to ecosystems. The coast of West African supports a diversity of habitats and resources - rocky shores, sandy beaches, deltas, estuaries and coastal wetlands, coral reefs and lagoons. These aquatic environments which contribute significantly to the livelihoods of coastal communities have been seriously degraded.

### **(d) East Africa Subregion**

The poor state of infrastructure, particularly roads, remains a major constraint to development in the subregion. Food insecurity is a pressing problem as there has been considerable decline in the level of food production and the price of food has increased significantly in the last two years, making food effectively unavailable to many households. The majority of the small scale farmers produce mainly for subsistence.

The region experiences intensive exploitation of natural resources and severely degraded environment. This is being exacerbated by recurrent droughts and other natural and man-made disasters. In the addition to these, the new and emerging challenges to sustainable development in the subregion include climate change and the associated extreme weather conditions; rising water scarcity; energy crisis precipitated by the unprecedented volatility in energy prices; biodiversity loss; degradation of



ecosystems, including marine ecosystems; inefficient and wasteful patterns of consumption and production; and growing insecurity.

### (e) Southern Africa Subregion

The subregion's economic output is dominated by raw materials largely in agriculture and mining. There is limited beneficiation of minerals, and subregional trade largely revolves around one country - South Africa. The key challenges on the economic front are unsustainable growth rate, limited value addition in mining and agriculture, high unemployment and limited diversification of outputs.

With an average poverty rate<sup>12</sup> of 45 percent, the subregion has more than half of its population below the poverty line and this has been the situation for over the last decade or more. There is high level of poverty and income inequality.

Other challenges are high incidence of disease probably related to or being worsened by HIV/AIDs; poor health service delivery; low enrolment in education beyond primary school; Gender Based Violence; unequal distribution of wealth between gender and a wide gender gap in participation and decision making at various levels.

The subregion's growth and social development have been at the cost of its environment. It suffers 7.4 percent forest loss per year. The main environmental sustainability issues are loss of forests, land degradation from mining, air pollution and climate change.

Based on the foregoing development challenges, the key priorities of the five subregions are set out in Table 1.

---

<sup>12</sup> Based on US\$1.25 PPP, except for the first four middle income countries where US\$ 2 PPP is used.

**Table 1: Summary of Emerging Priorities at Sub-Regional Levels**

CENTRAL AFRICA	EAST AFRICA	NORTH AFRICA	SOUTHERN AFRICA	WEST AFRICA
<ol style="list-style-type: none"> <li>1. Promote peace, security and socio-political stability</li> <li>2. Promote good governance and accountability</li> <li>3. Develop physical, economic and social infrastructure</li> <li>4. Combat poverty and promote food security</li> <li>5. Promote green growth and the creation of decent employment</li> <li>6. Improve access to health for all</li> <li>7. Ensure high school education and vocational training for all</li> <li>8. Ensure protection of the environment and promotion of resilience to climate change</li> </ol>	<ol style="list-style-type: none"> <li>1. Transition toward a green economy</li> <li>2. Sustainable food security accessibility and use</li> <li>3. Sustainable land management and biodiversity protection</li> <li>4. Promotion of science and technology for development</li> <li>5. Disaster risk management</li> <li>6. Institutional and governance reforms</li> </ol>	<ol style="list-style-type: none"> <li>1. Reduce marginalization and social exclusion of vulnerable population</li> <li>2. Foster transition towards a green and inclusive economy</li> <li>3. Ensure universal access to basic services</li> <li>4. Build lasting peace on a transparent basis</li> </ol>	<ol style="list-style-type: none"> <li>1. Sustainable poverty eradication</li> <li>2. Improved learning</li> <li>3. Gender equality and empowerment</li> <li>4. Improvement of health and nutritional status</li> <li>5. Ensure environmental sustainability</li> <li>6. Improved governance</li> </ol>	<ol style="list-style-type: none"> <li>1. Reduction of extreme poverty and hunger</li> <li>2. Achieve gender equality, equitable and universal primary and secondary education</li> <li>3. Improve child and maternal health</li> <li>4. Universal access to healthcare delivery service</li> <li>5. Increase and improve infrastructure and urban management</li> <li>6. Improve inclusive economic growth</li> <li>7. Achieve structural economic transformation</li> <li>8. Ensure good governance, peace and security</li> <li>9. Reduce environmental pollution (ensure sustainable use and management of natural resources)</li> </ol>

9. Promote social inclusion, gender equality and the empowerment of women				10. Development regional and global public-private partnerships for development (external financing and partnerships)
---	--	--	--	---

#### **4. Situational Analysis II: Regional Level Sustainable Development Challenges and Priorities**

##### **(a) Sustainable Economic Development Priorities**

In 2011, eight countries (Sudan, Cote d'Ivoire, Tunisia, Madagascar, Niger, Comoros, Mali and Senegal) had negative annual GDP per capita growth rate. Ghana recorded the highest of 11.76%. The highest external debt stock (% of GNI) in 2011 was registered by Seychelles followed by Sao Tome and Principe. The total external debt stocks as a percentage of gross national income was at least 50% in 8 countries (Seychelles, Sao Tome and Principe, Mauritania, Guinea, Zimbabwe, Cape Verde, Cote d'Ivoire, and Tunisia). On fiscal balance as a percentage of GDP, only Seychelles had a positive fiscal balance over the period. The highest negative fiscal balance or deficit as a percentage of GDP was recorded by Egypt.

In sub-Saharan Africa, the share of manufacturing exports in total exports has been on the decline. For manufacturing value added as a percentage of GDP, the share declined from 13.72% in 2002 to 11.95% in 2011. For services, the value added decreased in 2011 compared to 2002 in 18 countries and increased in 15 countries in both 2002 and 2010/11. Unemployment, especially among youth remains a major challenge. Female unemployment rate is higher in all countries. Consumption and production are unsustainable due to very low resource/material productivity, over 90% of the population in 21 countries relying on solid fuels, high intensity of energy use in industry, and overall low share of renewable energy in total energy consumed

##### **(b) Sustainable Social Development Priorities**

Based on data for the period 2006-2011, over 50% of the population in Eastern and Southern Africa as well as West and Central Africa is living on less than \$1.25 per day, which represents extreme poverty condition. For DRC, Liberia, Madagascar and Burundi, the percentage is much higher – about 80% of the population. Income distribution is skewed towards inequality. About 60% of the population does not have access to improved sanitation facilities; 69% does not have access to electricity; 35% does not have access to improved drinking water sources; 62% of the population lives in slums; urban population is growing though at a slower rate.

The proportion of seats held by women in parliament increased in 2012 compared to the situation in 2002 in all countries in the region, except Egypt, Botswana, Zambia, Namibia and Eritrea. Less women are however in non-agricultural employment. There is improvement in the gender parity index with respect to gross enrolment in primary and secondary education. In 22 countries, the proportion of pupils starting grade 1 and reaching the final grade is lower. The most challenged country in the region is Chad with only 27.8% of pupils reaching the last grade of primary education.

For sub-Saharan Africa, the adult literacy rate in 2010 was 63%. This ranged from 29% in Niger and Burkina Faso to 94% in Equatorial Guinea. Female literacy rate is lower than that of male by wide margins in some countries. No country in the region has reached 100% gender parity in primary, secondary and tertiary education enrolment. Only two countries are close to achieving full parity – Rwanda and Madagascar with a GPI of 0.91. Gender disparity is most severe in Niger and Mali, which have indexes of 0.35 and 0.47, respectively. For both countries, the adult female literacy rate is less than half of the male literacy rate.

In the region, there has been an improvement in life expectancy at birth, with the average for North African subregion being much higher than for other subregions. For the period 2002-2011, life expectancy was higher for female than for male in all countries except Botswana, Zimbabwe, Lesotho and Swaziland.

The number of new HIV/AIDS infections per year per 100 persons aged between 15 and 49 years is on the decline across the region. New infection rate was lower in 2010 than it was in 2001. The incidence recorded a decline in Central, Eastern and Southern Africa over the period 2002-2011. North and West Africa have much lower rates compared to the other subregions. The incidence is highest in Southern Africa.

Over the period 1990-2010, the number of women who died per 100,000 live births fell by 66% in North African subregion and 41% in the rest of sub-Saharan Africa. Sub-Saharan Africa still has a very high maternal mortality rate – 850 deaths per 100,000 live births, while for North Africa it is 230 deaths. At country level, Nigeria with 40,000 deaths accounted for 14% of the global maternal deaths in 2010. Under-five mortality rate is declining in all subregions. Between 2002 and 2011, the rate fell by 34% in Southern Africa; 27% in East Africa; 23% in West Africa; and 21% in North Africa. Between 1990 and 2011 North Africa reduced under-five mortality from 89 deaths per 1,000 live births to 41. Measles immunization coverage among 12-23 month olds has increased from its 2000 level. All subregions had measles vaccine coverage of at least 75%. North Africa had a coverage of 96%.

The proportion of children under-five years who are underweight decreased in 2010 compared to 1990. In 2011, Burundi, Comoros and Eritrea had more than 60% of their population undernourished, while Ethiopia and Zambia had undernourishment rates between 40 and 50%. On the other hand, Algeria, Egypt, Ghana, Libya, South Africa and Tunisia had only 5% of their population undernourished.

### **(c) Environmental Sustainability Priorities**

In the region, the rate at which forest is converted to agricultural land showed a decrease in a number of countries, but continues in a high rate in others. As a percentage of total land, the proportion of terrestrial protected area is on the decrease. In 2011, the number of threatened species of birds, mammals and fish was highest in East Africa followed by West Africa, while the number of threatened species of plants was highest in East Africa followed by Central Africa. The number of extinct animals was highest in Southern Africa followed by East Africa. The region has the highest proportion of degraded land among other regions. Twenty-five (25%) of its land is wasteland, 12% lightly or moderately degraded and 4% strongly or extremely degraded. Over the period 2005-2010, a majority of the countries in the region (37) experienced forest loss. Among these were Comoros with the highest - 9.71%, followed by Togo, -5.75%, Nigeria, -4%, Uganda, -2.72% and Ghana, -2.19%. Nine countries had positive net gain. Among these, Rwanda and Tunisia recorded the highest positive annual gains of +2.47% and 1.72%, respectively, for the period 2005-2010. Malawi, Tanzania and Cameroon had more than 100 threatened species of fish, while Uganda, Gabon, Guinea, Kenya, DRC, South Africa and Madagascar had between 60 and 90 threatened species in 2012. Lesotho, Chad, Mali, Botswana, Zimbabwe, Central African Republic, Swaziland, Niger, Burkina Faso, Comoros and Rwanda had less than 10 threatened fish species. Cote d'Ivoire has the highest per capita emission of GHGs in the region followed by Cameroon. Eritrea has the least per capita emission followed by Rwanda.

Between 1960 and 2012, all countries in the region had experienced one natural disaster or the other – drought, earthquake, epidemic, extreme temperature, flood, insect invasion, storm, wild fire, volcanic eruption, landslides, among others. Between 50-90 of such disasters have occurred in 20 countries, and between 10 and 50 in 25 countries. Countries with less than 10 include Equatorial Guinea, Libya, Sao Tome and Principe, Seychelles and Eritrea. This implies that a significant proportion of the region's population faces the risk of extreme weather and natural disasters arising from climate change.

#### **(d) Governance and Institutional Effectiveness**

In the region there is growing improvement in governance. Based on the Ibrahim Index of Governance for 2012, compared to their overall governance performance level in 2006, West Africa, Central Africa and Southern Africa slightly improved their overall governance level, while North and East Africa registered slight declines, more markedly in North Africa. Governance measures, which included level of corruption, political stability and absence of violence showed similar trends, but with North African subregion turning out the weakest performance on political stability and absence of violence in 2011.

On institutional effectiveness, based on government capacity to formulate and implement sound policies and regulations as well as promote private sector development, progress was not satisfactory across all subregions, though relatively better in Southern Africa and worst in Central Africa. Countries with relatively better performance were Mauritius, Botswana, South Africa, Ghana, Namibia and Cape Verde.

As regards, government effectiveness, which is a measure of quality of public services, the quality of the civil service and the degree of its independence from political pressures, the quality of policy formulation and implementation, and the credibility of the government's commitment to such policies, performance was better in Southern Africa and worst in Central Africa over the 2002-2011 period. For North Africa the performance showed a declining trend and thus a deterioration.

#### **(e) Linkages Among Priorities**

Poverty restricts access to nutritious food, health care, good education, clean water and improved sanitation facilities. Poor governance, which leads to social exclusion, conflicts and insecurity, diverts resources from growth and poverty-eradicating programmes. This, in turn, worsens deprivation and poverty. Corruption and ineffective public institutions raise cost of development programmes, thus reducing potential scale of interventions and the proportion of the population that can benefit. With agricultural output dependent largely on small-scale producers of which women make a significantly large proportion, empowering women through better access to land, credit, education, non-agricultural employment, equal pay and appointment to decision-making positions will contribute immensely in enhancing their productive capacity, improving childcare and nutritional status and reducing overall level of poverty. As women bear the brunt of poverty more than men, this has significant implications for societal wellbeing. Lack of social inclusion and security heightens tension and conflict in society. This creates an environment that is less conducive for investment and stable economic growth.

Sustained growth in the real sectors of an economy, coupled with equitable distribution of income, provides opportunities for a progressively larger proportion of a population to participate in the growth and development process, share in the fruits of economic growth and have a sense of inclusion in development. Growth is a prerequisite for the creation of employment opportunities to reduce the

challenge of youth unemployment, poverty reduction and thus provide access to food, good health, quality education, and eradication of slums. Growth however is driven by fundamentals, which include availability of infrastructure, investments and capacity. A context of severe infrastructure deficit, as is the case in the region, exerts a significant constraint on growth. Hence the need to scale up infrastructure spending. Such spending will however not be possible without domestic financial resources, which depends on tax revenues that can only grow through sustained economic growth. Investments are also largely a function of a peaceful and stable political environment, among other factors, while capacity depends on the quality of education and institutions.

The quality of education, the nature of infrastructure, the capacity of economies to growth, sensible exploitation of natural resources and savings made for future investments determine intergenerational equity in the development process. Overexploitation of natural resources depletes capacity for future growth. Unsustainable consumption and production, high carbon intensity of production processes, poor waste management, which leads to pollution, deforestation, poor agricultural practices contribute to increases in greenhouse gas emissions, which raise the level of global warming and the risks of climate change. Environmental degradation, which results in loss of biodiversity and ecosystems, raises the cost of growth for future generations.

All these demonstrate the interlinkages among the priorities and thus the goals that are proposed.

**Table 2: An Overview of Sustainable Development Priorities at Sub-Regional and Regional Levels**

CENTRAL AFRICA	EAST AFRICA	NORTH AFRICA	SOUTHERN AFRICA	WEST AFRICA	OVERALL AFRICAN REGION
<p>10. Promote peace, security and socio-political stability</p> <p>11. Promote good governance and accountability</p> <p>12. Develop physical, economic and social infrastructure</p> <p>13. Combat poverty and promote food security</p> <p>14. Promote green growth and the creation of decent employment</p> <p>15. Improve access to health for all</p> <p>16. Ensure high school education and vocational</p>	<p>7. Transition toward a green economy</p> <p>8. Sustainable food security accessibility and use</p> <p>9. Sustainable land management and biodiversity protection</p> <p>10. Promotion of science and technology for development</p> <p>11. Disaster risk management</p> <p>12. Institutional and governance reforms</p>	<p>5. Reduce marginalization and social exclusion of vulnerable population</p> <p>6. Foster transition towards a green and inclusive economy</p> <p>7. Ensure universal access to basic services</p> <p>8. Build lasting peace on a transparent basis</p>	<p>7. Sustainable poverty eradication</p> <p>8. Improved learning</p> <p>9. Gender equality and empowerment</p> <p>10. Improvement of health and nutritional status</p> <p>11. Ensure environmental sustainability</p> <p>12. Improved governance</p>	<p>11. Reduction of extreme poverty and hunger</p> <p>12. Achieve gender equality, equitable and universal primary and secondary education</p> <p>13. Improve child and maternal health</p> <p>14. Universal access to healthcare delivery service</p> <p>15. Increase and improve infrastructure and urban management</p> <p>16. Improve inclusive economic growth</p>	<p>1. Eradicate Poverty and Extreme Hunger, and Achieve Food and Nutrition Security</p> <p>2. Vigorously Promote Good Governance, Peace and Security</p> <p>3. Provide Adequate, Qualitative, Affordable and Accessible Health Care to All</p> <p>4. Enhance Accessibility and Affordability of Quality Education to All</p> <p>5. Improve Availability and Accessibility of Clean Water and Sanitation to All</p> <p>6. Intensify Gender Equality, Women Empowerment and Youth Development</p> <p>7. Heighten Social</p>



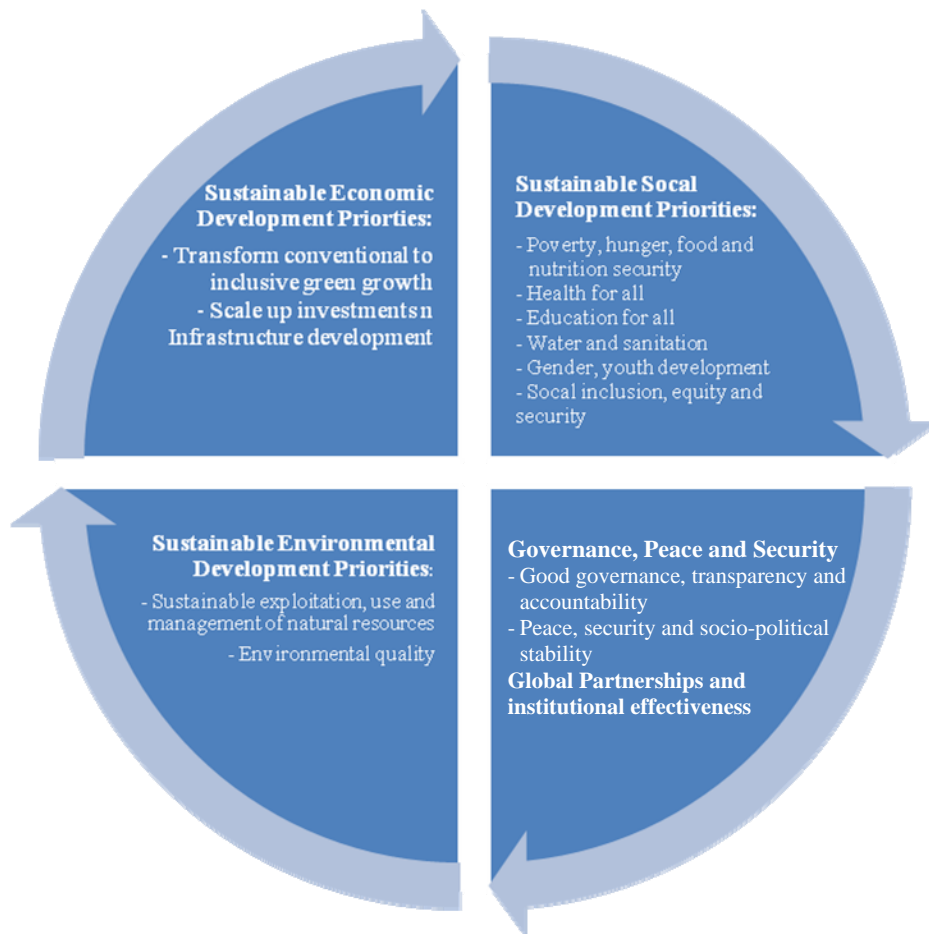
<p>training for all</p> <p>17. Ensure protection of the environment and promotion of resilience to climate change</p> <p>18. Promote social inclusion, gender equality and the empowerment of women</p>				<p>17. Achieve structural economic transformation</p> <p>18. Ensure good governance, peace and security</p> <p>19. Reduce environmental pollution (ensure sustainable use and management of natural resources)</p> <p>20. Development regional and global public-private partnerships for development (external financing and partnerships)</p>	<p>Inclusion and Security for All</p> <p>8. Transform Conventional to Inclusive Green Growth</p> <p>9. Scale up Investments in Infrastructure Development and Efficient Services</p> <p>10. Advance Sustainable Exploitation, Use and Management of Natural Resources</p> <p>11. Improve Quality and Sustainability of the Environment</p> <p>12. Promote Global Partnerships and Institutional Effectiveness</p>
---	--	--	--	---	---

From Table 2, it is evident that each and every priority identified at the subregional level is captured in the overall priorities and thus goals defined at the regional level. There is thus complete representation of all the priorities across the five subregions. What differs is the ranking of priorities, albeit not significantly. While no two rankings are the same between two subregions, and expectedly too, there is however a consensus as to what constitutes the region’s overall priorities.

**5. Proposed Sustainable Development Goals, Targets and Priorities, 2015-2045**

Based on the foregoing situational analyses, considering performance in the implementation of the MDGs and regional development frameworks put forward by the African Union under the NEPAD initiative as well as the Regional Development Strategies of the RECs, and guided by preliminary feedback on the 20 seminal SDGs, Targets and Indicators, this report hereby proposes the following 12 Sustainable Development Goals, Targets and Indicators in the order of the rankings as set out in Table 2 to guide sustainable development in the African region over the period 2015-2045.

**Fig.2 Summary of Sustainable Development Priorities**



**TABLE 3: AFRICAN REGION'S SUSTAINABLE DEVELOPMENT GOALS, TARGETS AND INDICATORS**

No.	GOALS	TARGETS	INDICATORS
<b>SUSTAINABLE ECONOMIC, SOCIAL AND ENVIRONMENTAL DEVELOPMENT</b>			
Goal 1	Eradicate Poverty and Hunger and Achieve Food and Nutrition Security	1.1 Eliminate absolute poverty and reduce to 0 the number of people who live on less than 1.25 per day by 2030 1.2 End food aid dependency by 2030 1.3 Significantly improve nutrition status by 2030 1.4 Achieve a minimum of 10-12% investment of public resources in agriculture, food and nutrition security by 2020	1. % of population living on less than \$1.25 a day 2. % of population chronically hungry 3. % of population depending on food aid 4. % of underweight children 5. Degree of inequality in incomes and opportunities 6. Share of public resources in agriculture 7. Growth in investments in agriculture relative to National Agriculture and Food Security Investment Plans
Goal 2	Vigorously Promote Good Governance, Peace and Security	<b>(a) Good governance, transparency and accountability</b>  2a.1 Reinforce participatory democratic processes and elections as means for change in government. 2a.2 Maintain zero tolerance to undemocratic change in government 2a.3 Hold leaders to the highest standards of transparency and accountability in public and private sectors 2a.4 Achieve accession to the APRM process by all	1. Number of undemocratic changes of government 2. Degree of participation of stakeholders in political governance 3. Quality of elections 4. Level of corruption

		African countries by 2020. 2a.5 Reform governance of major global financial and development institutions – World Bank, IMF, IFC and UN Security Council – for balanced representation across regions	
		(b) Vigorously promote peace, security and socio-political stability  2b.1 Reduce armed conflict to 0 by 2020 and achieve violent conflict-free society by 2045 2b.2 Enhance contribution to Africa Special Fund for Peace and Security by African Governments and Development Partners	<ol style="list-style-type: none"> <li>1. Number of armed conflicts per annum</li> <li>2. Availability of resources for peace and security operations</li> </ol>
Goal 3	Provide Adequate, Qualitative, Affordable and Accessible Health Care to All	<p>3.1 Raise life expectancy at birth to a minimum of 60 years by 2020, 70 years by 2035 and 80 years by 2045</p> <p>3.2 Ensure universal access to quality basic health services and essential medicines by 2025</p> <p>3.3 Reduce to 0 infant, under-five and maternal mortality rates by 2025</p> <p>3.4 Raise the share of health care resources by the public sector to a minimum of 15% of national budget</p>	<ol style="list-style-type: none"> <li>1. Average life expectancy</li> <li>2. % of population with access to primary health care</li> <li>3. % of births attended to by skilled health personnel</li> <li>4. % of 1 year old immunized against measles</li> <li>5. Infant and under-five mortality rates</li> <li>6. Maternal mortality rate (deaths per 1,000 live births)</li> <li>7. HIV/IDS prevalence and death rates</li> <li>8. % of population with advanced HIV/AIDS infection with access to antiretroviral drugs</li> <li>9. Tuberculosis prevalence rate, infection per 100,000 population</li> </ol>

			<ul style="list-style-type: none"> <li>10. Tuberculosis death rate, % per 100,000 population</li> <li>11. Incidence of malaria per 100,000 population and deaths due to malaria</li> <li>12. Nutrition, lifestyle and obesity</li> <li>13. Share of public expenditure in health relative to target set by the AU Assembly</li> </ul>
Goal 4	Enhance Accessibility and Affordability of Quality Education to All	<ul style="list-style-type: none"> <li>4.1 Achieve full gender parity and 100% net enrolment and completion rates in primary education by 2020.</li> <li>4.2 Achieve a minimum of 80% enrolment and completion rates at secondary and tertiary levels by 2025 for both females and males.</li> <li>4.3 Achieve 100% literacy rate in age bracket 15-24 years by gender from 2015</li> <li>4.4 Raise adult literacy to a minimum of 60-70% by 2030</li> <li>4.5 Achieve a minimum internationally comparable standard of education at national level by 2030</li> <li>4.6 Raise share of public expenditure in education to a minimum of 20% of national budget by 2020.</li> </ul>	<ul style="list-style-type: none"> <li>1. % of pupils starting grade 1 who reach the last grade of primary education</li> <li>2. Primary school enrolment and completion rate</li> <li>3. Secondary school enrolment and completion rate</li> <li>4. Tertiary education enrolment and completion rate</li> <li>5. Mean years of schooling vis-à-vis expected years of schooling</li> <li>6. Ratio of girls to boys in primary, secondary and tertiary education</li> <li>7. Youth literacy rate</li> <li>8. Adult literacy rate</li> <li>9. Proportion of pupils obtaining at least 5 O/L passes at A-C grade</li> <li>10. Proportion of undergraduates obtaining second class upper and above</li> <li>11. National and international ratings of quality of education</li> </ul>

			12. Share of public expenditure in education relative to target set by the AU Assembly
Goal 5	Improve Availability and Accessibility of Clean Water and Sanitation to All	<p>5.1 Ensure every household has access to clean drinking water by 2020</p> <p>5.2 Provide sanitation facilities to 70% of the population by 2020; 80% in 2030; and full coverage by 2040</p> <p>5.3 Raise share of public expenditure in water and sanitation to 2% of GDP by 2020</p>	<ol style="list-style-type: none"> <li>1. % of population with access to clean drinking water</li> <li>2. % of population with access to improved sanitation facilities</li> <li>3. Share of public expenditure in water and sanitation relative to target set by the minimum of 0.5% of GDP set by the AU Assembly</li> </ol>
Goal 6	Intensify Gender Equality, Women Empowerment and Youth Development	<p>(a) Intensify Gender Equality and Women Empowerment</p> <p>6a.1 Achieve 50/50 gender parity in employment in all major public and private sector organizations by 2025</p> <p>6a.2 Close gender pay gap – average female wage relative to male – by 2020 in major public and private organizations</p> <p>6a.3 Enshrine right to land ownership and inheritance by women and the poor in national constitutions by 2020</p> <p>6a.4 Reform laws and practices to grant equal land ownership right to women by 2020</p> <p>6a.5 Create a Women’s Agricultural Development Fund for better access to credit by 2025</p>	<ol style="list-style-type: none"> <li>1. % of women in non-agricultural wage employment in key public institutions and private sector organizations</li> <li>2. Proportion of seats held by women in national parliaments</li> <li>3. Proportion of women in ministerial positions and as head of major institutions</li> <li>4. Degree of access to land and credit</li> </ol>

		<p>(b) Raise Youth Employment and Development</p> <p>6b.1 Reduce youth unemployment by at least 5% every year</p> <p>6b.2 Half the number of illiterate youths by 2020</p> <p>6b.3 Resource youth development agencies and programmes</p> <p>6b.4 Put in place youth skills development programmes to build necessary skills</p> <p>6b.5 Create youth development funds and programmes</p> <p>6b.6 Provide for youth representation in decision making processes and structures</p> <p>6b.7 Reform education and vocational training to develop appropriate skills that meet labour market needs</p>	<ol style="list-style-type: none"> <li>1. Unemployment rate</li> <li>2. Unemployment rate for 15-24 age bracket</li> <li>3. % of illiterate youth</li> <li>4. % of unskilled youth</li> <li>5. Labour market reforms to absorb youth unemployment</li> <li>6. Youth re-training programme</li> <li>7. Relevance of skills to labour market needs</li> </ol>
Goal 7	Ensure Social Inclusion and Security for All	<p>(a) Strengthen social security</p> <p>7a.1 Increase share of social security and welfare resources in support of the poor and vulnerable group</p> <p>7a.2 Reduce number of violent crimes per 100,000 population by 2020</p> <p>7a.3 Halve gender-based violence by 2020</p> <p>7a.4 Cut by half the number of rape cases per 100,000 population by 2020</p> <p>7a.5 Transform 60% of slum areas by 2020, 70% by 2030 and 80% by 2040</p> <p>7a.6 Improve the quality of social capital and social cohesion</p>	<ol style="list-style-type: none"> <li>1. % of child-headed households receiving welfare support</li> <li>2. % of vulnerable group with access to housing</li> <li>3. % of population with secure access to energy and other infrastructural services</li> <li>4. Violent crimes rate</li> <li>5. Gender-based crimes rate</li> <li>6. Number of rape cases</li> <li>7. % of population living in slums</li> <li>8. Rate of transformation of slums</li> <li>9. Share of social security and welfare resources in government expenditure</li> </ol>
		(b) Enhance social inclusion and equity	<ol style="list-style-type: none"> <li>1. Share of revenue from mining and</li> </ol>

		<p>2b.1 Ensure equity in access to mining rights and natural resources by local and disadvantaged communities.</p> <p>2b.2 Mainstream social protection in national development strategies and provide safety nets for vulnerable groups without incomes.</p>	<p>other natural resources to local and disadvantaged communities.</p> <ol style="list-style-type: none"> <li>2. Extent of participation of local communities in the negotiation of mining contracts.</li> <li>3. Share of public resources for social protection of vulnerable groups</li> </ol>
		<p>(c) Preserve and nurture culture</p> <p>2c.1 Preserve cultural identity, societal values and use of indigenous languages</p> <p>2c.2 Promote local knowledge in all aspects of development</p>	<ol style="list-style-type: none"> <li>1. Extent of use of indigenous languages in schools</li> <li>2. Extent of integration of local knowledge in health care, education and youth socialization</li> <li>3. Extent of integration of cultural practices in sustainable development</li> </ol>
Goal 8	Transform Conventional to Inclusive Green Growth	<p>(a) Inclusive Green Growth and Wealth Creation</p> <p>8a.1 Promote inclusive green growth in key sectors by 2025</p> <p>8a.2 Promote inclusivity and ensure intergenerational equity in growth</p>	<ol style="list-style-type: none"> <li>1. % share of green investments in Gross National Product (GDP)</li> <li>2. % of green employment opportunities generated</li> <li>3. % of industries using renewable energy and green growth technologies</li> <li>4. % share of public and private investment in green growth drivers – research and development, innovations, etc.</li> <li>5. Degree of local participation in growth investments Medium to long-term trade balance</li> <li>6. Debt/GDP ratios (domestic and external debts)</li> </ol>
		(b) Promote Sustainable industrial development	<ol style="list-style-type: none"> <li>1. % growth in per capita GDP (raise</li> </ol>



		<p>8b.1 Achieve middle-income and emerging economy growth status by 2030 and develop online payment for goods and services by 2025.</p> <p>8b.2 Beneficiate 60-80% of all raw materials by 2035 within the continent and develop innovation systems around all key products produced from raw materials in which local communities are endowed.</p>	<p>growth to 7-10% per annum)</p> <ol style="list-style-type: none"> <li>2. % of manufactures in trade (raise trade in manufactures to a minimum of 30% by 2035)</li> <li>3. Extent of development of financial and payment system</li> <li>4. Share of transactions and payment for goods and services processed online</li> <li>5. Degree of efficiency in the use of natural resources in production</li> <li>6. Degree of energy and carbon efficiency in production of goods and services</li> <li>7. Degree of efficiency in consumption of infrastructure services, natural resources (crops, fish, timber, grass for livestock feed)</li> <li>8. Share of manufacturing in GDP (raise to a minimum of 20-25% by 2020)</li> <li>9. Share of manufactured exports in total exports (raise to a minimum of 60-70% by 2030)</li> <li>10. Extent of application of guidelines to promote sustainable consumption</li> <li>11. Conduciveness of policy environment for industry to invest in sustainable production technologies</li> <li>12. Timeline for public and private</li> </ol>
--	--	---	--

			<p>organizations to transit to green procurement</p> <p>13. Existence of National Cleaner Production Centre and enabling environmental laws to promote their effectiveness in each country</p>
Goal 9	Scale up Investments in Infrastructure Development and efficient services	<p>9.1 Meet 60-70% of infrastructure needs from domestic resources by 2040</p> <p>9.2 Provide fuel efficient public transportation system by 2030</p> <p>9.3 Transform power infrastructure to raise access and affordability of electricity to 70-80% of the population by 2030</p> <p>9.4 Secure access for at least 50% of rural population to clean and renewable energy by 2025.</p> <p>9.5 Achieve a minimum of 50% energy and carbon efficiency in production by 2030</p> <p>9.6 Achieve 50% efficiency in consumption of infrastructural services, natural resources and environmental resources by 2030</p> <p>9.7 Ensure renewable energy accounts for 50% of energy supply by 2035.</p>	<ol style="list-style-type: none"> <li>1. Share of public expenditure in infrastructure development</li> <li>2. Share of public-private partnerships in infrastructure development</li> <li>3. Rate of implementation of transportation, energy, ICT and Transboundary Water Basins projects under the Programme for Infrastructure Development in Africa (PIDA).</li> <li>4. % of energy generated from renewable sources</li> <li>5. Quality and efficiency of freight and passenger transportation</li> <li>6. % of population with access to electricity</li> </ol>
Goal 10	Advance Sustainable Exploitation, Use and Management of Natural Resources	<p>(a) Sustainable Natural Resource Management</p> <p>10a.1 Vigorously pursue laws and regulations to minimize intensity of exploitation/harvesting of natural resources – minerals, crops, fish stocks, timber resources and all endangered species.</p> <p>10a.2 Rehabilitate by 2035 all land degraded through extraction of mineral resources</p>	<ol style="list-style-type: none"> <li>1. % of degraded arable land rehabilitated</li> <li>2. Status of major fish stocks</li> <li>3. Status of timber resources</li> <li>4. Status of mineral resources</li> <li>5. Agricultural soil quality</li> <li>6. Ecosystems destroyed by mining and rehabilitated</li> </ol>

		<p>10a.3 Review and where applicable renegotiate existing mining contracts, mineral policies and legislations</p> <p>10a.4 Ensure effective participation of local communities in the management of natural resources.</p>	<p>7. Endangered species protected and restored</p> <p>8. Strategies and policies for participation of local communities in management of natural resources</p>
		<p>(b) Sustainable Land and Water Management</p> <p>10b.1 Halt land degradation, desertification, drought and deforestation and reclaim lost land</p> <p>10b.2 Promote sustainable water resource management</p> <p>10b.3 Improve soil quality and fertility</p> <p>10b.5 Reduce use of non-organic fertilizers and agricultural pesticides</p>	<p>1. % of land area covered by forest</p> <p>2. % of protected terrestrial and marine areas</p> <p>3. % of grasslands replanted</p> <p>4. Size of reforested area</p> <p>5. Forest area under sustainable management</p> <p>6. Size of land recovered from desertification</p> <p>7. Level of use of pesticides and non-organic fertilizer</p> <p>8. Water availability per capita</p> <p>9. Extent of integration of sustainable land and water management in development strategies</p>
Goal 11	Improve Environmental Quality	<p>(a) Lift Air, Ocean and River Quality</p> <p>11a.1 Reduce CO2 and greenhouse gas emission per capita by 2-5% annually</p> <p>11a.2 Improve ocean and river quality</p> <p>11a.3 Effectively manage waste</p>	<p>1. CO2 omission per capita</p> <p>2. Urban air pollution</p> <p>3. Ambient levels of air pollutants</p> <p>4. Fresh water quality in rivers</p>
		<p>(b) Boost Resilience to Climate Change and Disaster Risk Reduction and Management</p> <p>11b.1 Undertake measures to reduce effect of climate</p>	<p>1. % of population at risk of flooding</p> <p>2. Crop losses due to extreme variability in weather</p>

		<p>change on natural resources and ecosystems</p> <p>11b.2 Enhance disaster risk reduction and management capacity and climate adaptation initiatives</p> <p>11b.3 Mobilize US\$18billion by 2030 annually through the CDM to meet climate change adaptation needs and support rural development</p>	<p>3. Changes in water level</p> <p>4. Status of marine resources</p> <p>5. Effectiveness of disaster risk management strategies</p>
		<p>(c) Rehabilitate Biodiversity and Health of Ecosystems</p> <p>11c.1 Restore ecological value or integrity of depleted forests and natural parks</p> <p>11c.2 Promote biodiversity conservation</p> <p>11c.3 Raise ecosystem quantity</p> <p>11c.4 Enhance ecosystem quality</p> <p>11c.5 Integrate biodiversity and ecosystems conservation in educational curriculum at all levels</p>	<p>1. % of natural ecosystem area left</p> <p>2. % of species left</p> <p>3. Status of species and habitats</p> <p>4. Proportion of species threatened with extinction</p> <p>5. Proportion of species regenerated or restored</p> <p>6. Level of awareness of biodiversity and ecosystem conservation</p>
Goal 12	Promote Global Partnerships and Institutional Effectiveness	<p>12.1 Improve public service effectiveness and efficiency by 50% by 2020</p> <p>12.2 Cut IFFs by 50% by 2020; halt flows by 2030</p> <p>12.3 Repatriate ill-gotten wealth in foreign banks by 2025</p> <p>12.4 Reduce cost of international transfers by 50% by 2016</p> <p>12.5 Limit cost of Diaspora remittances to a maximum of 1% by 2016</p> <p>12.6 Promote transfer of technologies to African countries by 2025</p> <p>12.7 Raise trade and market access to African products</p> <p>12.8 Reinvigorate global partnership to shift collective action to development effectiveness</p>	<p>1. Quality of public services</p> <p>2. Size of IFFs</p> <p>3. Amount of ill-gotten wealth repatriated</p> <p>4. Cost of international transfers</p> <p>5. Cost of Diaspora remittance</p> <p>6. New technologies transferred</p> <p>7. State of market access for African exports</p> <p>8. Effectiveness of global partnership</p> <p>9. Representativeness, accountability and transparency of major international multilateral development and financial institutions</p>

It remains contentious to rank one goal over the other, given differences in subregional priorities and non-comparability of the issues in sustainable development, there is however a consensus that the region must place *Eradication of Poverty, Extreme Hunger and Achievement of Food and Nutrition Security* as its top priority. Next is the dire need for *Good Governance, Peace and Security*. Thus, what is evident in the region's priorities is that sustainable social development constitutes the set of the most significant goals, followed by sustainable economic growth and then environmental sustainability. However, unlike the MDGs, the SDGs are strongly interlinked and do not have to be implemented sequentially to achieve the desired sustainable development results. Hence in the pursuit of SDG 1 – Eradication of Poverty, Extreme Hunger and Achievement of Food and Nutrition Security – interventions will be driven by green and inclusive economic growth that targets 7-10% GDP growth rate, availability of food that is produced from climate-smart agriculture, efficient and less energy-intensive manufacturing as well as access to environmentally friendly (renewable) energy, housing and transportation system, among others. The implication is that the inputs and processes by which each goal is achieved will therefore be the guide to ensuring that sustainable development requirements are met. It is this dimension that marks the difference with, or the shift from, the conventional approach under the MDGs, which did not systematically provide for these interlinkages.

The proposed SDGs are seminal. It is the expectation of this report that they will provide the necessary basis for consultation during the Africa Regional Consultative Meeting on the Sustainable Development Goals of 31 October to 5 November 2013. The goals to be adopted at the meeting could be subject to modifications on the basis of new information and developments after the meeting. The targets and indicators are also expected to undergo a continuous refinement process to complement the most suitable set of goals that will guide the region's development in the post-2015 period. The sustainable development indicator set for the Fifth Issue of the Sustainable Development Report on Africa (SDRA-V) could be useful in the refinement process. The indicator set, which embodies the economic, social, environmental and governance dimensions of sustainable development was developed through an iterative consultative process involving all relevant stakeholders which began in March 2011.

#### **IV. STRATEGY AND MEANS OF IMPLEMENTATION OF PROPOSED SUSTAINABLE DEVELOPMENT GOALS, TARGETS AND INDICATORS**

The means for the implementation of the sustainable development goals and targets put forward in this report consist of financial and technical resources required to achieve sustainable development results. These means of implementation consist of domestic and external financial resources, education and capacity development, regional integration, trade and market access, development and transfer of environmentally-sound technologies, good governance and effective institutions, South-South Cooperation and reform of international financial and development institutions, among others. These have been extensively reviewed by recent reports in the region. Two of such reports are the Africa Review Report on Progress towards Sustainable Development (UNECA 2012) and NEPAD Agency-UNECA Study on Domestic Resource Mobilization (2013). The proposals in this section draw heavily on these reports<sup>13</sup>. While developed countries will have to reaffirm their commitment to reach the United Nations target of 0.7% of GNP for ODA, the African region must take responsibility for its development and to this end considerably step up the mobilization of domestic financial resources to achieve the SDGs proposed in this report. The MDGs were oriented strongly towards development aid, the SDGs on the other hand should be driven largely by

---

<sup>13</sup> Africa Review Report on Progress toward Sustainable Development, UNECA 2012; Mobilizing Domestic Resources for the Implementation of NEPAD Programmes – Africa Looks Within, NEPAD Agency-UNECA 2013

domestic financial resources<sup>14</sup>. The evidence is strong that the African region has the financial resource potential to meet its development needs. What is required are appropriate instruments for its mobilization, effective partnership from the international community to enable the region to reap the full benefits of its natural resources, fair trade and real market access as well as good governance and effective institutions.

## **1. Finance for Sustainable Development – The Commitments**

The region's governments have emphasized, on several occasions, their commitment to mobilize additional domestic resources as well as improve governance and make the investment climate more propitious in order to attract increased domestic and foreign investment. They recognize the importance of domestic savings, improvements in public revenue collection and the significance of private capital flows as sources for development financing. Developed countries, on the other hand, have committed to reaching the United Nations target of 0.7% of GNP for ODA, 0.15 to 0.20% of their gross national income (GNI) to Least Developed Countries (LDCs)<sup>15</sup> and to encourage the private sector, including transnational corporations, private foundations and civil society institutions, to provide financial and technical assistance to developing countries<sup>16</sup>.

Development partners also have specific commitments with respect to debt relief and innovative financing mechanisms. The commitments on aid to developing countries were estimated in 2005 to amount to US\$25 billion a year in 2004 prices and exchange rates by 2010<sup>17</sup>. Further commitments were made in 2009 to increase the resources provided by the international financial institutions (IFIs), in response to the global crisis. There has been no donor-wide commitment in development assistance to Africa beyond 2010, though some donors have continued to make individual commitments.

Developed countries also agreed on the need to reduce unsustainable debt burden through debt relief, debt cancellation and other innovative mechanisms geared to address the debt burden of developing countries, in particular the poorest and most heavily indebted ones<sup>18</sup>. Specifically, the G8 countries proposed to augment debt relief to countries that reach the completion point under the Heavily Indebted Poor Countries (HIPC) Initiative, leading to 100% cancellation of debt owed by them to the International Development Association (IDA), the African Development Fund (AfDF) and the International Monetary Fund (IMF)<sup>19</sup>.

At the United Nations Framework Convention on Climate Change (UNFCCC) Conference of Parties (COP) in Copenhagen in December 2009, developed countries committed to providing new and additional resources approaching US\$30 billion over 2010–2012 to address the climate change financing needs of developing countries, and mobilizing jointly US\$100 billion a year by 2020 from

---

<sup>14</sup>It must be mentioned that external development assistance has played a tremendous role in pushing the frontiers of the region's sustainable development efforts. In 2008, aid volumes reached their highest ever absolute levels: US\$121.5 billion, though this was still some way away from the pledges made at the Gleneagles G8 and United Nations (UN) Millennium +5 summits, which targeted an increase in aid to US\$130 billion by 2010 at constant 2004 prices. Annual aid to Africa is estimated to increase by US\$12 billion in 2004 prices. Although a number of individual donors met their individual commitments to sub-Saharan Africa in 2010, this was well below the US\$25 billion target announced at the Gleneagles Summit for Africa. It must however be appreciated that in spite of the global financial crisis, Africa received the highest proportion of official development assistance to developing regions in 2009. This is a demonstration of sustained commitment by the region's development partners to assist Africa in achieving the MDGs and sustainable development.

<sup>15</sup> The Brussels Programme of Action (POA) for the Least Developed Countries (LDCs) for the Decade 2001-2010, 20 May 2001 available at [http://www.un.org/special-rep/ohrls/lde/Contributions/Report%20of%20the%20LDC%20III\\_E.pdf](http://www.un.org/special-rep/ohrls/lde/Contributions/Report%20of%20the%20LDC%20III_E.pdf)

<sup>16</sup> WSSD, Johannesburg Plan of Implementation, X. Means of implementation, §86.d, 2002

<sup>17</sup> Earth Institute, 2011

<sup>18</sup> WSSD, Johannesburg Plan of Implementation, §89, 2002

<sup>19</sup> The proposal is set out in the G8 Finance Ministers' Communiqué entitled "Conclusions on Development", issued on June 11, 2005.

public and private sources, including alternative sources of finance<sup>20</sup>. To that end, it was agreed to establish the Green Climate Fund as an operating entity of the financial mechanism of the Convention to support projects, programmes, policies and other activities in developing countries related to mitigation including Reducing Emissions from Deforestation and Forest Degradation (REDD-plus), adaptation, capacitybuilding as well as technology development and transfer.

## 2. Domestic Financial Resources

A recent study by NEPAD Agency and UNECA (2013) has demonstrated convincingly that the African region's resource potential is enormous and strongly confirms that the region has the means to finance a significant portion of its own development. Evidence to this effect consists of the following, among others:

- African countries raise more than US\$520billion annually from domestic taxes as against US\$59billion that the region receives in private foreign investment flows and US\$50billion on ODA. This is an indication that there is a huge potential in tax revenue, if tax administration could be improved.
- The size of Africa's pension funds' assets is growing at an impressive pace. For instance: South Africa saw assets grow from US\$166billion in 2007 to US\$277billion in 2011; Nigeria from US\$3billion in 2008 to US\$14 billion in 2010; and Namibia's pension funds' assets are put at N\$16.3billion (US\$1.840billion). Kenya's pension funds account for wealth estimated at Kes397 billion (US\$4.564billion).
- Africa earns more than US\$168billion annually from minerals and mineral fuels and has more than US\$400billion in international reserves held by its Central and Reserve Banks. Africa's Diaspora remittances climbed to US\$40billion in 2012 and represented a significant portion of total global remittances of US\$351billion during the year. The World Bank estimated that in the next decade the amount remitted by Africa's Diaspora could grow to US\$200billion. Africa has the potential to raise between US\$5billion and US\$10billion annually in the international capital market through securitization of remittances from its Diaspora communities.
- Stock Market Capitalization in Africa rose from US\$300billion in 1996 to US\$1.2trillion in 2007. Some 39 African countries issue Treasury Bills and 27 offer Treasury Bonds. With more than 700 bonds worth US\$206billion issued by African countries as at December 2011, the emergence of respectable bonds markets is within reach. Banking revenues are estimated at about US\$60billion and there is high liquidity in the banking sector. No less than ten African countries today have established Sovereign Wealth Funds.
- Illicit financial flows from the region reached US\$854billion over the period between 1970 and 2008. If curtailed, such flows are financial resources that will be available for the implementation of national and regional development programmes and projects towards the SDGs and targets put forward in this report.
- The Private Equity Market in Africa is worth about US\$30billion. In 2011, private equity firms raised 1.5billion for transactions in the region.
- Banking revenues are estimated at US\$60billion across the region.

All these, among others, are pointers to resources that could support sustainable development programmes and activities, if appropriate instruments are deployed. Given the resource potential of these sources of development finance and the encouraging performance of some of them thus far in

---

<sup>20</sup> UNFCCC 2009, Copenhagen Accord Decision 2/CP.15

contexts where they have been applied, this report is highly optimistic that within the next two decades, the African region could robustly respond to most of its sustainable development goals and targets, which today stand between the region and the advancement of most of its economies to middle income level – a significant SDG proposed in this report.

### **3. Potential Instruments for Mobilizing Domestic Financial Resources**

Guided by the financial resource potentials listed above and following a careful review of various development finance options, this report re-states the following instruments for the mobilization of additional domestic financial resources in the region for the implementation of the SDGs and targets proposed:

- (a) Creation of an African Infrastructure Development Fund
- (b) Development of Africa's Credit Guarantee Facility
- (c) Promotion of Africa-Owned Private Equity Funds
- (d) Deepening of Africa's Bonds Markets (to promote especially Infrastructure and Diaspora Bonds)
- (d) Securitization of Africa's Diaspora Remittances
- (e) Establishment of Strategic Development Sovereign Wealth Funds
- (e) Establishment of Regional Stock Exchanges
- (f) Promotion of new models of Public-Private Partnerships

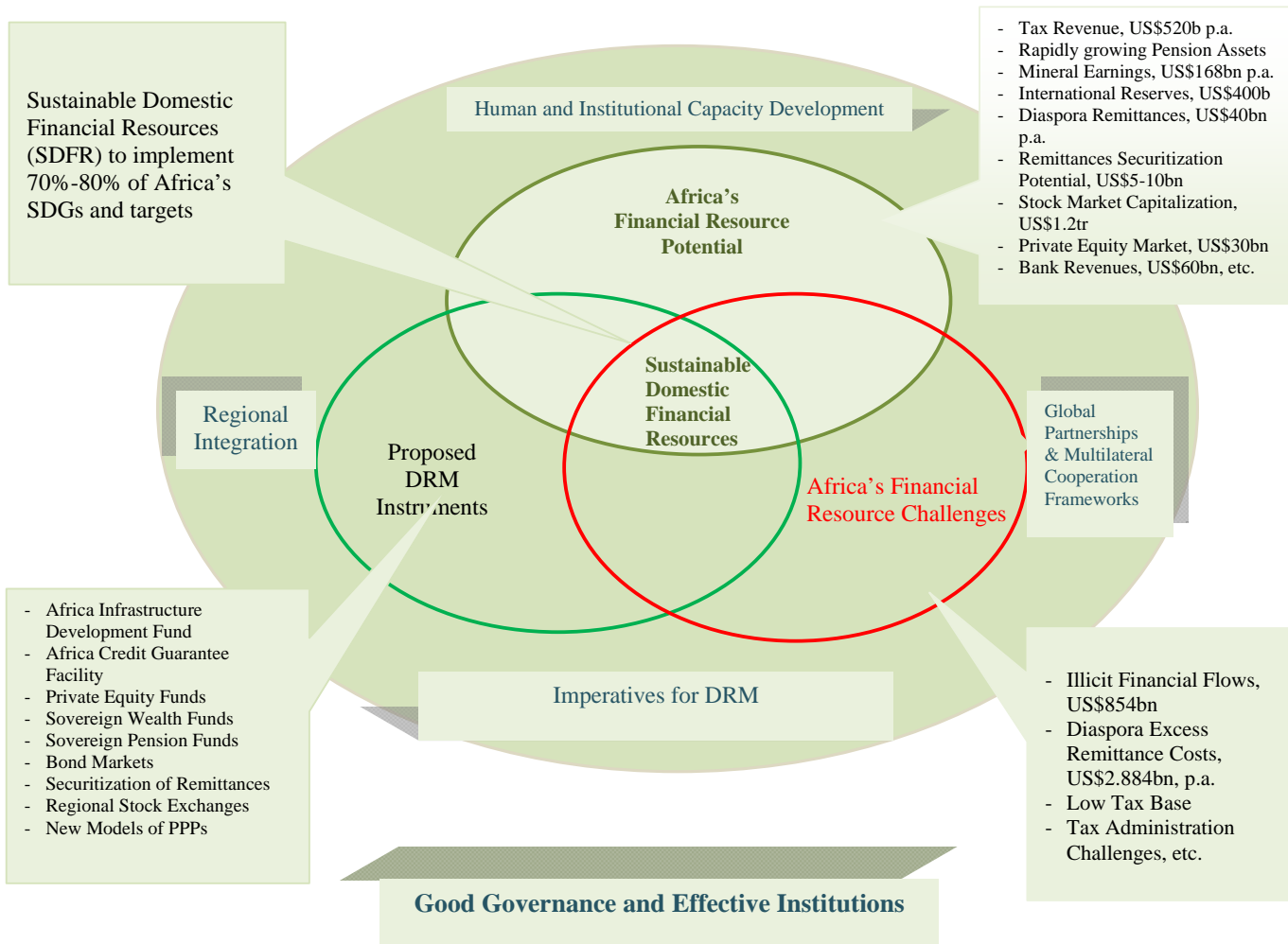


### **Box 1: Africa's Financial Resource Potential and Challenges**



Source: NEPAD Agency-UNCA, DRM Report 2013.

**Fig.3 Mobilizing Domestic Financial Resources –  
Some Key Elements for the African Region**



Source: NEPAD Agency-UNECA, 2013.

In general, countries in the region will need to adopt more proactive approaches in the mobilization of development finance, if the region is to make a big leap in the implementation of sustainable development commitments.

With respect to external sources of development finance, the African region will need to ensure that FDI flows are channelled to sectors and activities that can support the pursuit of sustainable national development strategies. Balanced flows should be encouraged but with greater concentration on sectors where FDI can provide value addition, promote green job creation, enhance development and transfer of environmentally-friendly technology and know-how, and protect the environment. Developed countries should support the region's efforts to mobilize domestic revenue by significantly intensifying efforts to tackle issues such as tax havens, transfer pricing and illicit financial flows. They should also enhance support in reducing the transaction costs of remittances.

Development partners need to deliver on ODA commitments in full and in a predictable manner to enable partner countries to plan effectively. They should honour existing commitments to increase global ODA over 2010–2015 and have plans for the post-2015 period. There is also a need to significantly accelerate efforts to improve aid effectiveness in order to reach the targets agreed in the Accra Agenda for Action and commitments made at the Busan 4<sup>th</sup> HLF in December 2011. Although it is the region which contributes least to the problem of climate change, Africa will be profoundly affected by the consequences. Therefore, Africa has a major stake in the international climate change negotiations. It is pertinent that developed countries deliver on the commitments made at Copenhagen and Cancun on climate finance and ensure that access to such finance is cost efficient.

Other means of implementation that need to be vigorously promoted are: Development Effectiveness, Capacity Development, Trade and Market Access, Regional Integration, South-South Cooperation, Governance, Policy and Institutional Reforms and Reform of Governance of Multilateral Institutions.

## **V. MONITORING AND EVALUATING IMPLEMENTATION OF SUSTAINABLE DEVELOPMENT GOALS, TARGETS AND INDICATORS**

The monitoring and evaluation of implementation of the SDGs, targets and indicators put forward in this report should be undertaken at all levels – local, national, subregional, regional and global. Data will need to be systematically collected and analyzed to report regularly on performance. A common reporting framework for the indicators will be required to allow for comparability of performance across countries, subregions and regions. The AUC, ECA, AfDB, NEPAD Agency, UNDP and UNEP could lead regional level monitoring and evaluation, while the RECs could take responsibility for collating performance at the sub-regional level. The AU remains the apex institution in the monitoring of the implementation of the goals in the region. The APRM will need to incorporate the goals and indicators in its assessment framework. Technical thematic groups for each of the SDGs or related thematic areas should be set up at regional, subregional and country levels. At the global level, existing structures similar to the MDG Africa Working Group, which brings together regional and international institutions to monitor progress, should be maintained. This equally applies to structures within the UN system.

Central to monitoring and evaluation is capacity. Countries will need to invest in strengthening institutional capacity for systematic collection and collation of data on all indicators and to ensure these are updated at specified time interval.

## **VI. CONCLUSIONS AND RECOMMENDATIONS**

This report has sought to examine priorities of the African region, review development performance with respect to economic growth, social development and environmental sustainability and present a proposal on sustainable development goals, targets and indicators for implementation over a period of three decades, 2015-2045. To this end, it assessed findings from the five sub-regions on sustainable development priorities, reviewed relevant documentation and proposed a set of 12 goals that sustainable development efforts will need to achieve in the region. To achieve these goals and targets, the report puts forward means of implementation, arrangements for monitoring and evaluation of the implementation of the goals and indicators and appropriate recommendations for the implementation of the proposals.

What follows are the main findings, conclusions and recommendations of the report.

## 1. Conclusions

Africa is on the path to sustained long-term growth. It is today the fastest growing region globally with six of its economies among the top ten fastest growing economies in the world. This growth needs to be sustained to provide a strong basis for transition to sustainable development and for the economies to be pulled into the medium income bracket.

A review of the region's progress in sustainable development shows that significant results have been achieved and sustained progress is promising. On a balance, this report concurs fully with the Africa Review Report on Progress on Sustainable Development (UNECA 2012) that African countries have the potential to successfully advance within the next three decades (2015-2045) from conventional to sustainable development, given the encouraging economic growth performances. This will nonetheless require significant policy shifts as well as financial and technical resources to cushion the effect and avoid deterioration of poverty levels. Specific programmes and policy adjustments will need to be supported over a fairly long period of time.

On social development, the region has made progress in the pursuit of sustainable social development. Its social development framework consists of components, which include the AU Social Policy, protocols by RECs and countries' specific national priorities. Despite progress, considerable challenges still exist which need to be addressed. This is particularly the case with poverty, inequality and extreme hunger, which remain a fundamental challenge for the post-2015 development framework, access to infrastructural services, youth unemployment and development and social security, among others.

As regards environmental sustainability, only little progress has been made in spite of the numerous agreements and protocols for the protection and management of the environment. This is a strong indication that the region is not yet on the path of balanced development. Economic growth and social development have been and are still at the expense of an overstretched carrying capacity of the environment.

National, regional and global institutions as well as development partners must work together to assist African countries achieve the SDGs and targets proposed in this report. Changes in production processes and consumption behaviour are fundamental to sustainable development. These must support a reduction in the use of scarce environmental resources, promote technological innovations which support growing levels of efficiency, raise awareness, improve knowledge, and step up regional and international cooperation and partnerships. Interventions will have to call upon a robust mix of policy instruments, including market-based approaches, regulations and standards, measures to incentivize R&D, and information-based instruments to facilitate consumer choices. Correct pricing of pollution or the exploitation of a scarce resource through taxes, natural resource charges or tradable permit systems should be a key element of the policy mix, if clear market signals are to be provided. Yet, market-based instruments alone will not be enough to bring about a shift to sustainable consumption and production patterns. Regulations will be needed in cases where market failures result in weak responses to price signals or when a complete ban on certain activities is necessary. Other approaches, such as voluntary instruments and information-based measures including energy efficiency ratings and well-designed eco-labeling can play an important supporting role in raising consumer and producer awareness on the environmental impact of specific activities as well as on the availability of clean alternatives.

## 2. Recommendations

To contribute to the global SDGs, targets and indicators and provide a basis for post-2015 development framework in the African region, this report recommends the following:

### (a) Proposed Sustainable Development Goals, Targets and Indicators

Guided by priorities identified through surveys and consultations at the national, sub-regional and regional levels, this report recommends the following 12 seminal goals for the African region:

- Goal 1: Eradicate Poverty and Extreme Hunger, and Achieve Food and Nutrition Security
- Goal 2: Vigorously Promote Good Governance, Peace and Security
- Goal 3: Provide Adequate, Qualitative, Affordable and Accessible Health Care to All
- Goal 4: Enhance Accessibility and Affordability of Quality Education to All
- Goal 5: Improve Availability and Accessibility of Clean Water and Sanitation to All
- Goal 6: Intensify Gender Equality, Women Empowerment and Youth Development
- Goal 7: Heighten Social Inclusion and Security for All
- Goal 8: Transform Conventional to Inclusive Green Growth and Promote Sustainable Consumption and Production
- Goal 9: Scale up Investments in Infrastructure Development and Efficient Services
- Goal 10: Advance Sustainable Exploitation, Use and Management of Natural Resources
- Goal 11: Improve Quality and Sustainability of the Environment
- Goal 12: Promote Global Partnerships and Institutional Effectiveness

### (b) Leadership, Participation and Implementation Framework

- The process of implementing the SDGs, targets and indicators should be led at the highest level of political leadership at local, country, sub-regional and regional levels. Effective participation of all stakeholders - public, private sector, civil society, youth organizations, and women organizations – should be vigorously cultivated, encouraged and sustained. Participation should be integrated into the framework for social responsibility of the private sector.
- Countries should have well-defined national frameworks for the implementation of the goals and targets. This should guide policy, planning and institutional development and reforms. All indicators should have benchmarks starting from 2015.
- The APRM process should be reviewed to include measures for assessing the extent of sustainable development-compliance of policies and programmes in its National Plans of Action.
- Sustainable development is a paradigm shift in development frameworks. Its principles, dimensions, requirements and goals, among others, should become a part of the region's educational curricula at all levels so that future generations appreciate the need from an early start. Awareness should be shared and strongly promoted

across all strata of the population and especially among the youths on whom future responsibility falls.

- The development of human and institutional capacity for the implementation of the goals and targets is of paramount importance. The adoption of the SDGs will require capacity building strategies and programmes to be fully oriented to sustainable development. Present approaches and priorities will have to change at local, national, sub-regional and regional levels. The AU-NEPAD Capacity Development Strategic Framework will need to be revisited to align it to the SDGs. So also are programmes by other institutions and development partners.
- Effective strategies to mobilize domestic and external financial resources will be required. Proposals put forward under the means of implementation to mobilizing domestic resources will need to be implemented.
- The SDGs have implications for the AU Agenda2063 for the African region, as the set targets will contribute to the achievement of the continent's development strategy, which has a much longer time horizon of 50 years. The SDGs like the MDGs are not a development strategy. Agenda2063 is a development strategy. The SDGs should therefore constitute some of the key goals and targets within the Agenda2063 development framework.

**(c) Means of Implementation of Proposed Goals, Targets and Indicators**

- To achieve the proposed SDGs and targets, the following means of implementation will be required:
  - Domestic and external financial resources, with a great deal of emphasis on the mobilization of domestic financial resources. The instruments for mobilizing additional domestic financial resources should include the following put forward by the 2013 NEPAD Agency-UNECA report on DRM:
    - Creation of an African Infrastructure Development Fund
    - Development of an African Credit Guarantee Facility
    - Promotion of Africa-owned private equity funds
    - Deepening of Africa's bond markets – to promote infrastructure and Diaspora bonds
    - Securitization of Diaspora remittances
    - Establishment of Sovereign Wealth Funds
    - Establishment of Regional Stock Exchanges
    - Promotion of new models of PPPs in the African regional context
  - External financial resources should draw on ODA, FDI, and Climate finance, among others.
  - Promotion of development effectiveness
  - Technology development and transfer
  - Capacity development
  - Improved trade and market access for African products
  - Regional integration
  - South-South Cooperation

- Good governance and effective institutions
- Reform of major multilateral development and finance institutions to give more voice to the region in their governance
- A number of African countries depend heavily on aid. This is however not the dominant source of finance for the region's development programmes. Indeed, it is an erroneous perception that the region's development is aid-driven. On the contrary, the largest source of finance is from domestic resources – savings and taxes. Tax revenues are rising, but more still needs to be done. Efforts need to be geared towards broadening and deepening the tax base and not increasing tax rates.
- Although the region raises more than US\$520billion annually from domestic revenue sources as against US\$59billion in private flows and US\$50billion on ODA, its development budget is inadequate to meet the needs of sustainable development. . The development budget meets only a small portion of the financing requirements of development programmes. To this end, external financial resources will be required for the implementation of the SDGs and targets. Commitments to this end should therefore be followed through by the region's development partners.
- The region has the resource base to support the development and implementation of viable domestic financial instruments to mobilize a significant portion of its sustainable development needs. The potential to raise substantially more domestic financial resources to implement sustainable development programmes is huge. The AU should constitute a task force to fully implement the recommendations of the NEPAD Agency-UNECA 2013 proposal on domestic resource mobilization, including the AfDB Africa50Fund.
- The AU and UNGA should engage the rich countries in the OECD to step up efforts at disclosure standards and international partnerships should be more responsive to the challenge of illicit financial flows from the African region. Secrecy and practices of tax havens in rich countries should be decisively addressed for the region to achieve its sustainable development goals and targets. This should be a key commitment for enhanced global partnerships.
- Reforms in tax administration should be pursued to address the significant revenue leakage, which occurs as the result of illegitimate shifting of profits to jurisdictions where lower rates apply through transfer-pricing manipulation and resort to a host of sophisticated and advanced tax planning and avoidance measures especially by multinational companies. African countries should revisit the nature and duration of incentives granted to investors and related issues, which tend to weaken the tax administration system, create considerable cost and complications, and open loopholes for corruption to thrive. Equal treatment of taxpayers is central to boosting the credibility of revenue administration, simplifying tax systems, broadening the tax base and encouraging voluntary compliance by local and multinational taxpayers.
- Countries in the region which are underperforming in tax revenue collection and administration should invest more resources in building the capacity of their revenue agencies. Independent revenue agencies that are well-resourced, technically competent and with appropriate mandate remain a preferred option. They are working in some countries. The South African Revenue Service is a remarkable example with strong international reputation.

- The region should develop its capacity to draw effectively on development financing through Climate Change adaptation and mitigation mechanisms as an additional financial means for the implementation of the SDGs.
- Carbon finance mechanisms should be explored in greater depth to support implementation of the SDGs and targets and tackle climate change. Such finance could be generated from a number of sources, including taxation on greenhouse gas emissions, CO<sub>2</sub> emission taxes on passenger cars, among others. Specifically, however, African countries should take greater advantage of external resources available in the Green Climate Fund (GCF), estimated at US\$100 billion annually, and the existing Clean Development Mechanism (CDM). A specialist team could be constituted by the AU to make appropriate recommendations with respect to mechanisms that will work for the region.
- African Governments and other stakeholders should establish mechanisms and facilities that assist Africa's rural communities to effectively participate in international carbon markets through Agriculture, Forestry and Other Land Uses projects. This will scale up the region's benefits from the Clean Development Mechanism (CDM).

**(d) Governance, Institutional Effectiveness and Global Partnerships**

- The strengthening of good governance in the region is yielding positive dividends. However, fault lines still exist in a few countries and these easily lead to unrest and political instability. The AU and the RECs should continue to implement protocols and measures to ensure the emergence of capable, transparent and accountable leaders and effective institutions in the region.
- There is a need to strengthen institutional frameworks that encourage greater levels of transparency and accountability in both the private and public sectors. At the regional level, an African Convention on Transparency should be established.
- As part of governance measures, the region needs to do more to track, report, stop and repatriate illicit financial flows. To this end, the AU and African governments should follow up vigorously all initiatives and measures through various international platforms and engagements, including the African Partnership Forum. These include the G20 Multilateral Convention on Mutual Administrative Assistance in Tax Matters, Legally Binding Transparency Requirements on Mining and Oil Companies similar to the US Dodd-Frank Act, all-countries membership of the Global Forum on Transparency and Exchange of Information for Tax Purposes and the international Financial Action Task Force.
- The international community should do more to support the region's efforts to stem IFFs from African countries by stepping up effectiveness of global regulatory and institutional frameworks to combat IFFs. To this end, appropriate task forces at the level of the UN should be set up to facilitate the vigorous implementation of initiatives such as the United Nations Resolution 55/188 on the illegal transfer of assets and the Stolen Asset Recovery Initiative. These and other initiatives are not being effectively implemented because of lack of political will and inadequate cooperation from the developed countries.



- An African regional mechanism should be put in place to lead engagement on tax jurisdictions in the region and Africa's major trading partners on issues such as tax havens, transfer pricing and enhanced transparency particularly in the extractive industries sector. The mechanism should provide a regional front for a big push on major financial centres to take more decisive steps to address recovery of Africa's stolen assets.
- The 2009 pledge by the World Bank with the support of G8 Heads of State to reduce the average global cost of remittances from 10% to 5% by 2014 is yet to result in any appreciable reduction in the African context. Achievement of this pledge in Africa will enable the region to save more than US\$2.884billion annually in Diaspora remittance costs towards implementation of the SDGs
- Initiatives to curb and eliminate IFFs from the region should be strongly encouraged. In particular, the recommendations of the High Level Panel on Illicit Financial Flows from Africa, chaired by President Thabo Mbeki should be implemented. This equally goes for the activities of the African Regional Anti-Corruption Programme (2011-2016) and the African Tax Administrative Forum (ATAF).
- Global partnership should help put in place appropriate mechanisms for mutual learning and technology transfer to the region. This is consistent with the Bali Strategic Plan for Technology Support and Capacity-Building.
- In line with the Copenhagen Accord and the Cancun Agreements on Sustainable Development financing, the international community should implement the Copenhagen Accord and the Cancun Agreements as soon as possible and establish the Green Climate Fund
- Efforts are required on the part of the countries in the region to enhance political stability, promote peace and security, strengthen public administration, raise confidence in the legal and regulatory frameworks, gain more ground in the war against corruption and invest more in capacity development.

**(e) Political Commitment and Participation**

- Effective political leadership is at the heart of the drive for sustainable development. The region needs renewed commitment by African leaders to sustainable development. The emergence of a new generation of leaders should be encouraged through credible electoral processes, which respond to the need for change, reforms and new perspectives in the pursuit of sustainable development.
- Countries in the region need to step up awareness of the issues in sustainable development and provide appropriate incentives to encourage participation by all national stakeholders. Leaders in all sectors of economy and society must take the lead in promoting sustainable development-compliant practices and ensure commitment by all stakeholders.

**(f) Monitoring and Evaluation of Programmes and Performance**

- Countries will need support in the development of the framework and tools for monitoring and evaluating performance in the implementation of the SDGs and targets. Regular reporting by countries to the appropriate regional body and the development of frameworks and tools enhanced to ensure a proper and regular review of the institutional requirements for effective implementation of sustainable development goals and targets.
- UNECA should collaborate with other regional institutions in the development and application of appropriate monitoring and evaluation frameworks for the goals, targets and indicators, the development of databases to facilitate performance tracking and the provision of technical support to countries on sustainable development strategy, policy and programmes.
- With assistance from African countries, regional and subregional organizations, as well as development partners, UNECA should establish a mechanism for systematically and regularly collating, processing and storing data and information on each of the goals and targets in the region. The aim is to provide ready access to data and information required by policymakers and development managers in monitoring progress in the implementation of the goals and targets as well as means of implementation.
- UNECA, AUC and AfDB should regularly convene consultative meetings and lead processes to monitor and evaluate progress in the implementation of the SDGs, targets and indicators by the region.
- UNECA, AUC and AfDB should create/ strengthen platforms for all-stakeholders' dialogue on sustainable development at all levels - regional, sub-regional and national - in order to share information, knowledge and lessons on progress in the implementation of the SDGs and targets, and to determine what works and what does not and why.
- UNECA, AUC and AfDB should ensure that annual progress reports on the implementation of the goals and targets are compiled using a participatory approach, with each country in the region reporting on its performance.

Based on the foregoing, this report expresses the view that the SDGs, targets and indicators put forward for the African region are in line with the region's sustainable development priorities as reflected in the persisting challenges facing the sub-regions and countries and are achievable within the proposed time frame. The time has come for the region, like the rest of the world, to transit from conventional to sustainable development. The SDGs and targets will guide this transition and the region is more than ever better placed to achieve sustainable development results. With adequate resources, strong and sustained political commitment, well-laid out strategies, enhanced awareness and effective participation of national, sub-regional and regional stakeholders and the international community, the set goals and targets will be achieved.