



ATTENTION PARTICULIÈRE:

- Africa Symposium on Statistical Development, p3
- Statistical Capacity Building / Workshops, p8



Certificate to PARIS21 Manager

# African Statistical Newsletter

VOLUME 2, ISSUE 4

DECEMBER 2008

## INSIDE THIS ISSUE:

• Message from the Director, ACS	1
• Africa Symposium on Statistical Development	3
• African Statistics Day	6
• Statistical Capacity Building / Workshops	8
• Statistical Development - Selected Areas	26
• International Statistical Institute	48
• News and Events	52



**ATTENTION PARTICULIÈRE:**

- Symposium Africain pour le Développement de la Statistique, p3
- Renforcement des capacités statistiques / Ateliers, p8



Certificat de reconnaissance au Directeur de Paris21

# Bulletin d'information statistique africain

VOLUME 2, NUMÉRO 4

DÉCEMBRE 2008

## DANS CE NUMÉRO:

- |  |    |
|--|----|
| • Message du directeur du CAS                                | 1  |
| • Symposium Africain pour le Développement de la Statistique | 3  |
| • Journée africaine de la statistique                        | 6  |
| • Renforcement des capacités statistiques / Ateliers         | 8  |
| • Développement de la statistique - Sujet choisi             | 26 |
| • Institut international de statistique                      | 48 |
| • Informations et événements                                 | 52 |

African Centre for Statistics, UNECA

**Contact:** Director, ACS  
P.O.Box 3005, Addis Ababa, Ethiopia  
Tel.: +251-11-5511056  
Fax: 251-11-5510389  
BKiregyera@uneca.org

**Editorial Team:**

Dimitri Sanga (PhD)  
Molla Hunegnaw  
Negussie Gorge

Visit: <http://www.uneca.org/statistics> for online versions

**CONTRIBUTORS**

Andry Andriantseheno	aandriantseheno@uneca.org	UNECA
Awa Thiongane	athiongane@uneca.org	UNECA
Babatunde Akindele	babatundeakindele@yahoo.com	ECOWAS
Ben Kiregyera	bkiregyera@uneca.org	UNECA
Christian Stoff	stoff@un.org	ESCAP
Dimitri Sanga	dsanga@uneca.org	UNECA
El Hadji Malick Diame	diamemalick@yahoo.fr	Sénégal
E.M. Koffi-Tessio	sadaocel@cafe.tg	STATNET
Enrico Bisogno	Enrico.Bisogno@unece.org	ECE
Imelda Atai Musana	imelda.atai@ubos.org	Uganda
Molla Hunegnaw	mhunegnaw@uneca.org	UNECA
Neda Jafar	jafarn@un.org	ESCWA
Negussie Gorge	ngorfe@uneca.org	UNECA
Oumar Sarr	osarr@uneca.org	UNECA
Pali Lehohla	palil@statssa.gov.za	South Africa
Petra Nahmias	P-Nahmias@dfid.gov.uk	DFID
Rayen Quiroga	Rayen.Quiroga@cepal.org	ECLAC
Robert McCaa	rmccaa@umn.edu	IPUMS
Samba Kanoute	hugokanoute@yahoo.fr	ECOWAS
Stefan Schweinfest	Schweinfest@un.org	UNSD
Tim Jones	timjones200@yahoo.com	Consultant

**CONTENTS**

From the Director, African Centre for Statistics	1
Message du directeur du CAS	2
Invitation by Angola Statistical Service Office for the 2009 Africa Symposium on Statistical Development	3
Invitation by ECA for the 2009 Africa Symposium on Statistical Development	3
Invitation by Chair of the Friends of the ECA for the 2009 Africa Symposium on Statistical Development	4
Message from ECA for the 2009 Africa Symposium on Statistical Development	5
Report on 2008 Celebration of the African Statistical Day	6
The African Centre for Statistics Hosts a Statistics Advisory Panel to Discuss the Content of Statistical Tables for the First Africa Human Development Report	8
The African Statistical Coordination Working Group on Joint Publications meets to prepare the First Joint African Statistical Yearbook	9
Coordination of International Statistical Programmes: Report on the 12th meeting of the Committee on the Coordination of Statistical Activities (CCSA) in Tunis, 11-12 September 2008.	10
The African Statistical Coordination Committee meets in the Margins of the Committee for the Coordination of Statistical Activities	11
Report of the Joint Workshop organized by UNSD/UNECA on International Economic and Social Classifications, 3-6 November 2008, in Addis Ababa, Ethiopia	13
Regional Workshop on Crime Statistics, 9-12 December 2008, Addis Ababa, Ethiopia	14
Regional Workshop on Gender Statistics: Addis Ababa, 15-16 December 2008	16
Atelier régional sur les statistiques du genre: Addis-Abeba, 15-16 décembre 2008	18
Regional Workshop on NSDS: Addis Ababa, 17-19 December 2008	20
Atelier Régional sur les SNDS: Addis-Abeba, 17-19 décembre 2008	23
Pour le développement d'un marché de la statistique en Afrique	26
Towards Improving MDG reporting: United Nations Regional Commissions' Report to the Inter Agency and Expert Group on the Millennium Development Goals	26
Politique de renforcement des ressources humaines dans le Système Statistique Sénégalais – Programme de Formation pour les Services de Statistiques sectorielles	29
Compiling the Index of Industrial Production (IIP) in Uganda	31
Improving the collation, availability and dissemination of MDG data: Pilot Project: Liberia case study 17/11/2008-21/11/2008	33
Paying Tribute to Antoine Simonpietri, Manager of PARIS21 Secretariat	35
Database Development in West African Countries	36
Towards better international economic classifications in Africa	37
IPUMS Census Microdata News: African Researchers Win Prizes and More	40
Nouvelles des Microdonnées de Recensement d'IPUMS: Des Chercheurs Africains gagnent des Prix et Plus	41
Presentation of a Congratulatory Roller Banner Stand to UNECA	43
Expert Group Meeting on Census Planning and Enumeration: Pretoria, South Africa, 10-13 November 2008	44
Booklet on Reforming National Statistical Systems in Africa: A Case for Making National Statistics Offices Autonomous	45
The 2008 Census of the Population of Sudan: Personal Reflections	46
Latest news on ISI congress Durban August 2009	49
Obituary	52
New Appointment	55
National Statistical Offices in Africa	56
National Statistical Associations in Africa	57
Statistical Training Centres	57
Statistics Units in Regional Economic Communities (RECS)	57
Upcoming Events	58
Editorial Policy	59



## MESSAGE FROM THE DIRECTOR, ACS

The African Statistical Newsletter is one year old now. On behalf of the African Centre for Statistics, I would like to thank all those who have contributed towards making this information and knowledge-sharing platform an integral part of our efforts to improve statistics in Africa. In a special way, I would like to thank those who continue to send us articles and comments, the Editorial Board of the newsletter and the Statistician General of South Africa who reproduced and distributed widely in South Africa the third issue of the newsletter.

I would like to welcome readers to this fourth issue of the newsletter. Like in previous issues, this issue is packed with a lot of information on statistical developments in Africa. It also contains interesting articles on statistical capacity building initiatives and especially various training workshops that have been held in the recent past, statistical development activities, the 2010 round of World Population and Housing Census and news and events on statistics in Africa. We continue to urge you all to keep in mind the 57th Session of the International Statistical Institute to be held in Durban, S. Africa in August 2009.

In the fourth quarter of 2008, many regional workshops were held by the African Centre for Statistics in close collaboration with the African Development Bank, UN Statistics Division, United Nations Office on Drugs and Crime, PARIS21 and InWent of Germany on such subjects as classifications, crime statistics, gender statistics and the National Strategy for the Development of Statistics (NSDS). We publish brief reports on these workshops. We would like to congratulate all those countries that celebrated the African Statistics Day on or around 18th November 2008. A survey undertaken by the Centre shows that very interesting and in some cases innovative activities were undertaken to celebrate the African Statistics Day. A summary of the celebrations is presented.



**Ben Kiregyera, Director  
African Centre for Statistics**

We report on the preparation of the first African Human Development Report, MDG monitoring and especially on efforts to reconcile national and international data, efforts underway by UNECA, African Development Bank and the African Union to publish a joint African Statistical Yearbook, recognition of the outgoing Manager of PARIS21 secretariat, the forthcoming Africa Symposium on Statistical Development (ASSD), a congratulatory message to UNECA on her 50th anniversary, database development in West Africa, a critique of international statistical classifications, IPUMS census microdata news, etc.

Statistical development activities in Africa will be up-scaled following the recent doubling of the number of professional staff at the African Centre for Statistics and the approval by the Board of Directors of the African Development Bank of a sizeable grant to support statistical capacity building in regional member countries for MDG monitoring and results management. There are indications that development partners will also be up-scaling their support to statistical development. The onus is on us to ensure that all this support translates into improved statistics to support national development processes and development outcomes.

Let me take this opportunity to congratulate Mr. Mustapha Issen who has recently been appointed the new head of the National Statistical Office of the Central African Republic.

Finally, we join the African Statistical Community in celebrating the life and mourning the passing on of our professional colleagues – Messrs. Koffi Amelewonou, Serigne Lamine Diop and Serigne Touba Diasse. May their souls rest in eternal peace.



## MESSAGE DU DIRECTEUR DU CAS

Le Bulletin Statistique Africain a une année d'âge. Au nom du Centre africain pour la statistique, je voudrais remercier tous ceux qui ont contribué à faire de cette plateforme d'information et de partage du savoir, partie intégrante de nos efforts pour améliorer la statistique en Afrique. Je voudrais, plus particulièrement, remercier ceux qui continuent d'envoyer des articles et des commentaires, la rédaction générale, et le statisticien général de l'Afrique du Sud qui a multiplié et distribué largement le troisième numéro du bulletin en Afrique du Sud.

Je voudrais souhaiter la bienvenue aux lecteurs de cette quatrième parution du bulletin. Comme les précédentes parutions, celle-ci est remplie de d'informations sur le développement statistique en Afrique. Elle contient aussi des articles intéressants sur des initiatives de renforcement des capacités statistiques et spécialement de divers ateliers de formation qui ont été organisés dans un passé récent, activités de développement statistique, le cycle 2010 des recensements de la population et de l'habitat et des informations et événements sur la statistique en Afrique. Nous continuons à vous encourager à garder en mémoire la 57ème session de l'Institut international statistique prévue à Durban en Afrique du Sud en août 2009.

Au cours du quatrième trimestre de 2008, plusieurs ateliers régionaux ont été organisés par le Centre africain pour la statistique en étroite collaboration avec la Banque Africaine de Développement, la Division statistique des Nations Unies, Paris21 et InWent de la coopération allemande, sur des sujets tels que les classifications économiques, les statistiques sur les crimes, les statistiques du genre et les stratégies nationales de développement de la statistique (SNDS). Vous trouverez dans ce Numéro de courts rapports sur ces ateliers. Nous voudrions remercier tous ces pays qui ont célébré la Journée africaine de la statistique le ou autour du 18 novembre 2008. Une enquête menée par le Centre montre que de très intéressantes et parfois innovatrices activités ont été organisées pour célébrer la Journée africaine de la statistique. Un résumé des célébrations est présenté dans le présent bulletin.



**Ben Kiregyera, Directeur  
Centre Africain Pour la Statistique**

D'autres rapports figurent également dans le présent bulletin et portent sur : la préparation du premier Rapport africain sur le développement humain, le suivi des OMD et spécialement des efforts pour reconcilier les données nationales et internationales, efforts en cours de la CEA, la BAD et l'Union Africaine en vue de publier un annuaire statistique africain conjoint, une reconnaissance au directeur sortant de Paris21, le prochain symposium africain sur le développement statistique, un message de vœux à la CEA pour son 50ème anniversaire, une critique des classifications statistiques internationales, des informations sur les microdonnées des recensements IPUMS, etc.

Les activités de développement statistique seront augmentées en raison du doublement du nombre de professionnels au Centre africain de la statistique et de l'approbation du conseil des directeurs de la BAD d'un don immense de soutien au renforcement des capacités statistiques des pays africains membres pour le suivi des OMD et la gestion des résultats. Il y a des indications que les partenaires au développement vont aussi augmenter leur soutien au développement statistique. Il est de notre responsabilité de nous assurer que tout ce soutien se traduise en de meilleurs statistiques pour soutenir les processus nationaux de développement et les résultats de développement.

Laissez-moi saisir cette opportunité pour féliciter Mr Mustapha Isen qui a été récemment nommé comme nouveau directeur de l'ICASEES en République centre africaine.

Enfin, nous nous joignons à la communauté statistique africaine pour rendre hommage à nos collègues disparus – Messieurs Koffi Amelewonou, Serigne Lamine DIOP et Serigne Touba Diasse. Puissent leurs âmes reposer en paix.



# I. AFRICA SYMPOSIUM ON STATISTICAL DEVELOPMENT



## Invitation by Angola Statistical Service Office for the 2009 Africa Symposium on Statistical Development

Maria Ferreira dos Santos Oliveira,  
Statistical Service Office, Angola



of Population and Housing Censuses will share their experiences. Those preparing to undertake a census in the next couple of years have much to learn and share too. For African countries emerging from conflict situations, this forum is an invaluable one as Africa also prepares itself to ensure that it can meet the challenge of measuring its progress towards achieving the Millennium Development Goals.

I am looking forward to a productive 4th ASSD where we will deliberate on technologies of data processing in the 2010 Round of Population and Housing Censuses.



## Invitation by ECA for the 2009 Africa Symposium on Statistical Development

Ben Kiregyera, African Centre for Statistics



Dear Colleagues

Welcome to the website of the 4th Africa Symposium on Statistical Development. The Africa Symposium on Statistical Development (ASSD) represents a series of symposia aimed at encouraging countries and governments to improve evidence-based decision making and better planning. This is an African-driven initiative that fits in with the general vision of finding solutions to African problems including; among others, poverty, hunger, malnutrition, the spread of HIV, gender equality and empowerment of women, and basic education.

African countries are committed to work through the ECA, with support from the 'Friends of the ECA', namely Egypt, Ghana, Kenya, Mozambique, South Africa, Senegal, Rwanda, Tunisia and Uganda; to restore and reinforce statistical development on the continent. The first Africa Symposium on Statistical Development was held in Cape Town, South Africa, in January 2006; the second in Kigali, Rwanda from 15–19 January 2007 and now the 4th symposium will be held in Luanda, Angola from 9 to 13 February 2009.

It is my honour to welcome our colleagues to this exciting new path where we as Africans will promote best practice and exchange our experiences with regard to census-taking. Our colleagues who have already met the challenge of undertaking a census in the 2010 Round

of Population and Housing Censuses (RPHC), the rewriting of Africa's history of statistical development was in the making. The 2006 ASSD was a historical meeting as it allowed for African countries to pave the way to finding solutions to their problems on a regionally coordinated basis.

Following this meeting, a number of countries mandated by African countries and called the 'Friends of the ECA' (chaired by South Africa) in dealing with the mandate, achieved a number of commitments made during the ASSD in a relatively short period of time. Among these achievements is their substantive contribution to the creation of the African Centre for Statistics.

Allow me to seize this opportunity to thank all stakeholders in sta-

# I. AFRICA SYMPOSIUM ON STATISTICAL DEVELOPMENT

AFRICAN STATISTICAL NEWSLETTER  
BULLETIN D'INFORMATION STATISTIQUE AFRICAINE

tistical development in Africa who made a relentless effort for this to happen. At the front line of this battle were countries that voiced their concerns in different fora organised by the ECA with respect to the decline of the statistical function at the ECA.

On the other hand, Africa as a whole witnessed an increase in the momentum for the upscaling of statistical capacity-building activities on the continent. In fact, African Ministers of Finance, Planning and Economic Development have renewed their support for statistical development on the continent during their last conference held in Ouagadougou in May 2006, and key regional players have strongly resolved to put statistics at the forefront of their respective agendas. This has translated into the creation of the African Centre for Statistics at ECA, an upgrade of the statistical function at the African Development Bank (ADB) to the level of a department, and the renewed interest of the AU in advocacy for statistics at the highest level. The challenge for me as the first Director of the ACS is immense as we position Africa to better shape its measurement tools in an era that calls for effective development and policy-making where information is so critical. It is only through effective partnerships and forums such as the ASSD that this can be achieved.

The Cape Town Symposium focused on assessing the preparedness of African countries for the 2010 RPHC, lessons learned from the 2000 RPHC, as well as the regional contribution to the revision of the Principles and Recommendations on Population and Housing Censuses. This initiative was further developed in Kigali.

The Luanda meeting moved forward even more aggressively to identify key areas of interventions on which we as a region could concentrate in order to improve our participation in the 2010 RPHC.

I am looking forward to meeting you in Luanda again, and together we can advance the regional programme for the 2010 RPHC. □

**Invitation by Chair of the Friends of the ECA for the 2009 Africa Symposium on Statistical Development**  
Pali Lehohla, Stistician General, South Africa



Welcome to the website of the 4th Africa Symposium on Statistical Development (ASSD) – the Fourth of an anticipated 53 symposia, of which the theme is 'Processing Census Data in the Africa 2010

Round of Population & Housing Censuses' to be held in Luanda, Angola from 9 to 13 February 2009.

The African continent has begun its execution of the 2010 Round of Population and Housing Censuses (RPHC), and has committed itself to meeting on an annual basis to discuss issues of statistical development in Africa that will focus on the need for all African countries to undertake a population and housing census in the 2010 RPHC (2005–2014). Four years later, the African Statistical Community will congregate in Luanda, Angola in February 2009 to take stock of where we are as national statistics offices and custodians of official statistics. The significance of the 4th Africa Symposium on Statistical Development is in its deliberation of key issues of data processing in the 2010 round for the effective production of useable data.

Despite the well-known importance of population and housing censuses in sound policy decision-making and to track progress towards internationally agreed Millennium Development Goals (MDGs), Africa is still lagging behind in census-taking. A regional effort is therefore underway to increase the participation of African countries in the 2010 Round of Population and Housing Censuses. Therefore, the ASSD has made great strides in ensuring the complete enumeration of the African continent, from the land with many possibilities, Cape Town, South Africa in 2006, to the land with a thousand hills, Kigali, Rwanda in 2007, to the land of anthills, Accra, Ghana in 2008, and heading towards Luanda, Angola in 2009.

As national statistical offices from up to 53 African countries and their stakeholders prepare to meet in Luanda in February 2009, our focus turns towards our 2009-2012 cadre of census-taking countries which is the majority of African countries who will be undertaking a census soon. This round of population and housing censuses will indeed be a historical milestone for African statistical development, particularly for the monitoring and evaluation of Africa's development agenda in this century.

When the symposium draws to a close on 13 February 2009 (after much deliberation on matters of statistical development in our continent), the African statistical community will play the jembe drum while Angola passes on the ASSD jembe to Senegal. The jembe drum has become the symbol of the ASSD.

The professional role of statisticians as providers and guardians of official statistics at this point in history cannot be overstated, as the need for data becomes more pressing to measure, monitor and evaluate progress made towards achieving the Millennium Development Goals and improving the quality of life of the African people.

As Chairperson of the Friends of the ECA, in collaboration with the ECA and the National Statistics Institute in Angola, I extend a warm welcome to all of you who will be participating in the 4th ASSD, 09–13 February 2009, Luanda, Angola. □



## I. AFRICA SYMPOSIUM ON STATISTICAL DEVELOPMENT

### Message from ECA for the 2009 Africa Symposium on Statistical Development

Abdoulie Janneh, Executive Secretary of the UNECA



The Africa Symposia on Statistical Development are becoming annual gatherings that are on the agenda of not only African countries but also a number of subregional, regional, and international organisations. The success of this country-led initiative is due to the dedication of countries and a number of champions for the development of statistics in Africa and the wide recognition of the importance of statistics in evidence-based policy formulation and decision-making and the monitoring of development initiatives including the Millennium Development Goals (MDGs).

Following the successful symposia in Cape Town (South Africa) in January 2006 and Kigali (Rwanda) in January 2007, and Accra (Ghana) in December 2007, we are heading for Luanda in February 2009, a fourth stop on a fifty-three-year journey started in Cape Town. In the intervening period, we have achieved a number of things including the strengthening of the statistical function at the UNECA under the leadership of the group of countries called the 'Friends of ECA'.

The last Conference of African Ministers of Finance, Planning, and Economic Development (CoM) endorsed the creation of a subsidiary body solely in charge of statistics, namely the 'Statistical Commission for Africa' (STATCOM-Africa). This is expected to be the apex entity dealing with statistical coordination at regional level and where all stakeholders will be coordinating their effort in the quest of propelling Africa's development in statistics. More recently, a number of regional organisations namely the African Development Bank (AfDB), the African Capacity Building Foundation (ACBF), the African Union Commission (AUC), and the UNECA met and resolved to set up an African Statistical Coordination Committee and design an African Statistical Programme to build synergy and avoid duplication in servicing African countries and institutions in the area of statistics

and statistical capacity building. These initiatives are all in line with the provisions of the Regional Reference Strategic Framework for Statistical Capacity Building in Africa (RRSF) endorsed by the CoM following its approval by African Heads of National Statistics Offices (NSOs).

You might recall that given the importance of the 2010 Round of Population and Housing Censuses (RPHC), participants to the Cape Town meeting resolved that the first series of the ASSD be devoted to this very topic. The African region has achieved quite a lot in this regard and the trend shall continue. In fact, the Cape Town Symposium focused on assessing the preparedness of African countries for the 2010 RPHC, lessons learned from the 2000 RPHC, as well as the regional contribution to the revision of the Principles and Recommendations for Population and Housing Censuses.

Considering the importance of the 2010 RPHC and the inception of STATCOM-Africa, it has been agreed that the ASSD concentrates on this very topic while other issues will be discussed during the first meeting of STATCOM-Africa to be held during the last week of January 2008.

It is worth noting that the statistical capacity building and development initiative has been receiving tremendous political support throughout the continent as displayed by the opening of the ASSD by high-level political figures such as Mr Trevor Manuel, Minister of Finance of the Republic of South Africa in Cape Town, His Excellency Paul Kagame, President of the Republic of Rwanda, and the attendance by the Minister of Planning from Angola, the Honourable Ana Dias Lourenco in Kigali. We shall seize this opportunity to move forward the statistical agenda on the continent and show how statistics can make a difference in the lives of our people.

I'm looking forward to meeting you in Luanda to move forward the regional programme on the 2010 RPHC.



## II. AFRICAN STATISTICS DAY

### Report on 2008 Celebration of the African Statistical Day

Andry Andriantseheno and Ben Kiregyera, African Centre for Statistics

Since 1990 when the African Conference of Ministers responsible for Planning designated 18 November as African Statistics Day (ASD) to be celebrated each year in order to increase awareness about the importance of statistics to society, the United Nations Economic Commission for Africa (UNECA) has continued to support African countries to celebrate the day. This support has included the selection of theme of the celebration and the development of promotional materials. The UNECA prepares a series of advocacy materials that are forwarded to countries, normally at least six weeks before the celebration. These usually include but are not limited to a note explaining the importance of the theme, a Communiqué, and a poster. Although it is recommended that the celebrations of the ASD be around the proposed theme, topics to be covered may include specific issues related to the development agenda of the respective countries, which may develop additional materials to be used for advocacy purposes.

#### The Selection of the Theme for the 2008 ASD

The 2008 joint UNECA/African Union (AU) Conference of African Ministers of Finance, Planning and Economic Development recognizes the challenges of the 21st century including the challenges posed by the rising prices of food and climate changes and noted the limited capacity and lack of climate-related information and agricultural data that hampered efforts in preventing and addressing the rising food prices and the climate change. UNECA then proposed two themes to member countries and regional partner institutions, namely "The role of statistics in preventing and measuring climate change" and "*the challenge of rising food prices and agriculture development: the role of statistics*". After consultations, it was decided to select the theme: "*Challenges of rising food prices and agricultural development in Africa: the role of statistics*".

UNECA then developed the promotional materials for the 2008 ASD celebrations. These materials were made available in Arabic and Portuguese, in addition to English and French languages. Moreover, the UNECA also collaborated with Partnerships in Statistics for Development in the 21st Century (PARIS21) in the development of a 2009 calendar and padfolios.

#### The Survey Result on the Celebration of ASD 2008

To assess the extent to which the 2008 ASD was celebrated in African countries, UN ECA undertook a survey of National Statistics Offices (NSOs) soon after the celebrations. This was done by distributing questionnaires to NSOs which were filled and returned by

Director Generals of NSOs when they came to attend regional workshops on "gender statistics" and "National Strategy for the Development of Statistics (NSDS)" in mid-December 2008 in Addis-Ababa, Ethiopia. Twenty-eight countries filled the questionnaires, namely: Burkina Faso, Burundi, Cap-Verde, Central Africa Republic, Chad, Congo, DRC, Gabon, Ghana, Guinea, Kenya, Lesotho, Madagascar, Malawi, Mali, Morocco, Niger, Mauritania, Rwanda, Senegal, Sierra Leone, South Africa, South Sudan, Tanzania, Togo, Uganda, and Zambia.

Twenty-six countries (93% of the total), reported celebrating the 2008 Statistical Day on 18 November; four countries, namely Madagascar, Mauritania, Rwanda and Uganda reported celebrating a week. Gabon and the State of South Sudan reported that they could not participate in the celebrations due to logistical problems and lack of preparation.

Twenty three countries (88% of the total) reported using the proposed theme, while three countries reported using an alternative theme for the day - Ghana decided to use the theme "*Statistical planning for national development*", Malawi choose a theme in line with ECA "Collection of agricultural data: the challenge for statistics" and Rwanda chose the theme: "Statistics: the start of decision-making".

All countries reported using the UNECA advocacy materials. Some countries also developed their own materials for promoting the event such banners, T-shirts and caps (Burundi, Lesotho, Guinea, Rwanda, Senegal, Tanzania, and Zambia). Some countries, namely Niger, Gambia, Central African Republic, Rwanda, Mauritania and Madagascar reported that the parent ministry, the Ministry of Finance, Planning and Economic Development supported the celebrations by through TV interview and reading the ECA communiqué on television and radio.

Other means used to celebrate included holding conferences; organizing national workshops between data producers and users, and to disseminate survey and census results, etc.. Some countries made an exhibition of statistical materials and publications from a large spectrum of data producers including NSOs, central banks, ministry of finance and other line ministries.

Twenty-four countries reported that celebrations involved stakeholders outside of the NSO thus making the celebration of ASD an opportunity for collaboration among stakeholders in the national statistical systems.

In addition to the national stakeholders, in some countries, the FAO, WFP, the other UN system and the World Bank were also involved in the celebration of the 2008 ASD, particularly in the following countries: Chad, Cote d'Ivoire, DRC, Niger, Senegal and Togo,

Twenty countries (75% of responding countries) reported the pres-

## II. AFRICAN STATISTICS DAY

ence and support of government high-ranking official during the 2008 ASD. In many cases, the senior officials included the Minister in charge of statistics, the Minister or the Secretary General of the Ministry of Finance, Planning and Economic Development.

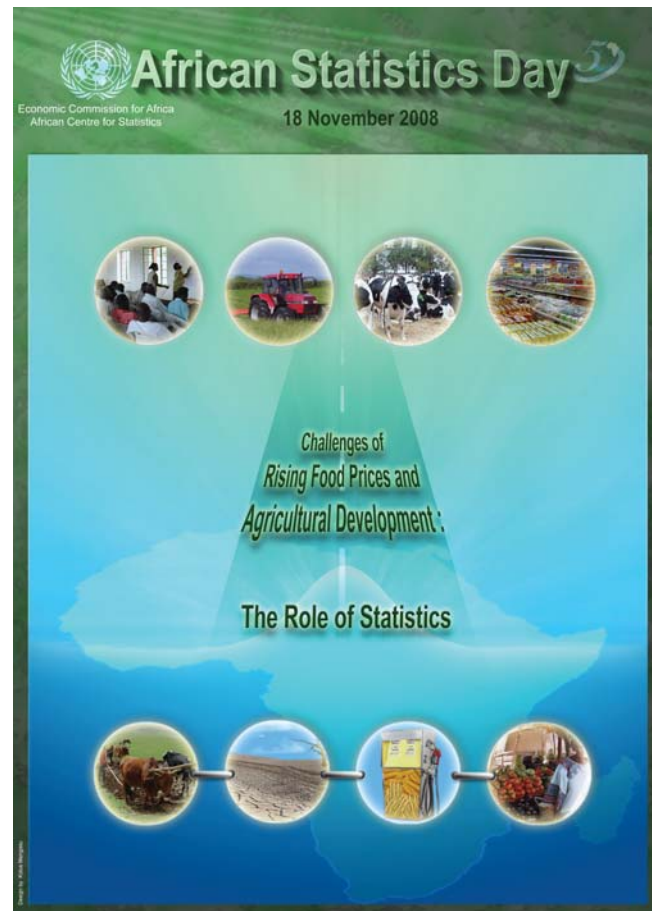
Along with the various government officials invited, many countries also reported that members of the press were present for the coverage of the event. In fact, twenty-five countries or 96% of responding countries reported inviting the press. Only one country reported not having the members of the press invited due to constraints and delay related to the event.

Twenty three countries reported using the celebration of the 2008 ASD to launch an upcoming statistical operations, including the Populations and Housing Census in Rwanda and Madagascar, the Agricultural Census in Uganda, the 57th International Statistical Institute (ISI) in South Africa, Agricultural Survey and extension of the Observatory of Price Indexes in Niger and the Demographic and Health Survey in Togo.

Meanwhile at the regional level, the Director of the African Centre for Statistics, Professor Ben Kiregyera was interviewed by the Voice of America and South Africa's Channel Africa on the rational and significance of the African Statistics Day. The full interview can be accessed at <http://www.uneca.org/statistics/asd2008>

### Conclusions and Issues for Discussion

Based on the questionnaire filled and interviews held with Directors of Statistics, it was clear that many African countries celebrated the 2008 African Statistics Day with considerable support from their governments and donors.. The celebration not only provided an opportunity for statistical advocacy but also for fostering collaboration between National Statistics Offices, line ministries and donors. The countries that did not celebrate ASD were mainly post-conflicts countries or countries that faced serious logistical problems or countries which for some reason received advocacy materials late. On her part, the UNECA in collaboration with potential partners such as PARIS21 produced a wide range of advocacy materials and delivered the materials at least two months in advance.



### III. STATISTICAL CAPACITY BUILDING / WORKSHOPS

#### The African Centre for Statistics Hosts a Statistics Advisory Panel to Discuss the Content of Statistical Tables for the First Africa Human Development Report

Dimitri Sanga, African Centre for Statistics

#### The First Africa Human Development Report

The United Nations Development Programme (UNDP) Regional Bureau for Africa (RBA) is coordinating the preparation of the first ever Africa Human Development Report (AFrHDR) on the theme "*Building on African Successes: Enhancing Developmental State Capacities in Africa*." This was needed in view of many challenges facing African countries including low growth rates, low human development indices, high poverty levels, little share of global trade and most countries less likely to achieve the Millennium Development Goals (MDGs) by the 2015 deadline. Notwithstanding this gloomy picture, there have been a number of success stories in some African countries that are worth sharing with the rest of the world and on which other African countries can build in paving their way to sustainable development.

While this report is going to present the usual content found in the Global Human Development Report (HDR), special emphasis will be put on issues relevant to Africa's development. As can be expected, the analysis is data intensive and the report will include not only usual tables containing human development indices, which provide an assessment of achievements in different areas of human development in individual Sub-Saharan African countries, but also additional tables depicting specific issues on Africa's development.

The set of tables to be included in the report was initially presented and discussed by a small group of participants during a meeting held in Johannesburg, South Africa, on 24th October 2008. During this meeting, it was recommended that revised drafts of the tables be prepared and presented by the consultants and discussed in a meeting of the Statistics Advisory Panel on the Africa Human Development Report to be held in Addis Ababa.

#### The Advisory Panel on the Africa Human Development Report

Following the Johannesburg meeting, the Statistics Advisory Panel on the Africa Human Development Report (AFrHDR) took place from 24 to 25 November 2008 at the headquarters of the United Nations Economic Commission for Africa (UNECA) in Addis Ababa, Ethiopia, hosted by the African Centre for Statistics (ACS).

Chaired by the Director of the ACS, the membership of the Panel comprises selected African countries (Senegal, South Africa, Uganda, and Zimbabwe), the Economic Community of West

African States (ECOWAS) Secretariat, the African Union Commission (AUC) and the African Development Bank (AfDB). In addition, representatives from the UNDP/RBA, the United Nations Educational, Scientific, and Cultural Organization's Institute for Statistics (UNESCO/UIS), the United Nations Office for Projects Services (UNOPS), and a team of UNDP consultants also attended the meeting.

The main objectives of the meeting were:

- To allow UNDP consultants to present the proposed statistical tables for the AfrHDR;
- To give eminent African Statisticians an opportunity to discuss the tables with UNDP consultants;
- To enable the heads of statistical units of international and regional organizations, some of whom supplied the indicators, to comment on the tables;
- To give an opportunity to the participants to potentially contribute to the improvement of the tables; and
- To provide quality control for the tables.

#### Summary of the outcomes of the meeting

As the meeting concluded after two hectic days of discussions, the Panel validated the tables, proposed improvements to content, and made recommendations for future data compilation for subsequent AfrHDRs.

In addition to specific recommendations on the content of the tables, the Panel recommended that the UNDP should take advantage of existing data in countries to enrich the tables and fill the existing data gaps. In addition, it should look into the work of some relevant regional and sub-regional institutions to tap into the existing statistical information in support of the report. The Panel also encouraged the UNDP to continue using African experts in the production of statistical tables for subsequent reports to ensure ownership of the process by Africans.

In order to avoid duplication of efforts and make good use of scarce resources, the Panel recommended that the UNDP consider using the ongoing project by the UNECA, AfDB, AUC and ACBF, in setting up a mechanism aimed at producing a joint African Statistical Yearbook, to compile and manage the information needed for the production of the AfrHDR on a sustainable basis. In this regard, the UNDP was requested to consider funding a post based at the ACS to deal with the continuous provision of information needed for the production of the AfrHDR as well the contribution to the global report.

Participating countries insisted that in producing future reports, priority should be given to national data sources when they exist and are of good quality to ensure harmony between national and international data sources.

### III. STATISTICAL CAPACITY BUILDING / WORKSHOPS

In terms of dissemination, experts called upon the UNDP to take necessary steps to ensure that relevant stakeholders use the report. The Joint Annual Meetings of the African Union Conference of Ministers of Economy and Finance and UNECA Conference of Ministers of Finance, Planning and Economic Development might be used as a forum for advocating use of the report by decision makers. Moreover, regional and sub-regional institutions should play a role in the distribution of the report by, inter alia, using different media.

Participants pointed out to the need to consider presenting data by regional groupings as this can support policy implementation in areas such as regional integration, trade and regional development.

Finally, the Panel recommended that the ACS be the focal point on data compilation in close consultation with RECs and NSOs.

#### The Way forward

The consultants will be incorporating comments from the Panel into the tables. They will also include additional tables proposed by the meeting such as the table on major African conventions and the date of ratification by African countries, the African Gender and Development Index, and human habitat.



#### The African Statistical Coordination Working Group on Joint Publications meets to prepare the First Joint African Statistical Yearbook

Dimitri Sanga, African Centre for Statistics and Kokil Beejaye, African Development Bank

From 6 to 10 October 2008, a meeting of representatives from the African Development Bank (AfDB), the African Union Commission (AUC), and the African Centre for Statistics (ACS) took place in the premises of the United Nations Economic Commission for Africa (UNECA) in Addis Ababa. This meeting was convened by the African Statistical Coordination Committee's (ASCC) Working Group on the Joint Publications and Databases to launch the preparations of the first Joint African Statistical Yearbook (ASYB).

This followed one of the recommendations of the ASCC re-emphasizing the need for coordinated actions among its members in order to avoid duplication of activities and inconsistency in data provided to the public. It is in this context that the preparations for the 2009 ASYB, is expected to be completed by the end of March 2009. This deadline was set taking into consideration the Joint Annual Meet-

ings of the African Union Conference of Ministers of Economy and Finance and UNECA Conference of Ministers of Finance, Planning and Economic Development as well as the AfDB Assembly.

#### The content of the Yearbook

As all concerned institutions already started collecting data for their respective publications, the meeting resolved to share the data collected and would then decide on the best source to be used for the joint publication following a number of agreed upon predefined criteria. In terms of data sources, priority is given to data provided by African countries.

The size of the ASYB 2009 - named the **African Statistical Yearbook 2009** - will not exceed 350 pages and the publication will consist of two parts: summary tables and country profiles.

The summary tables will be presented by selected sectors. Each sector will start with one page with a picture representing the sector and another page with a chart summarising the main trend observed in the sector. Each chart will be accompanied by a short storyline not exceeding two paragraphs. Each table will present indicators for all African countries for comparison purposes. The indicators will be grouped in five main sectors: Social and Demographic indicators; Economic Statistics; Monetary and Financial Statistics; Economic Infrastructure and Investment Climate; and the Millennium Development Goals (MDGs).

In the second part of the publication, for each country, indicators will be grouped into nine main sectors with national accounts data expressed in national currencies. Moreover, national account and price indexes will use the national base year. The covered sectors are: Social and demographic indicators; Economic statistics; Prices; Agricultural production; Mining production; Energy production; Financial and monetary statistics; External trade and balance of payment; and Tourism and infrastructure.

#### The way forward

The three institutions have agreed on a timetable for the publication of the 2009 ASYB. According to the timetable, one expert meeting will be held in Tunis and another in Addis with the participation of selected countries to validate the collected information. The latter would also be the opportunity to brainstorm with countries on the mechanism to be put in place to regularly collect statistical information in order to feed the Africa database.



### III. STATISTICAL CAPACITY BUILDING / WORKSHOPS

#### Coordination of International Statistical Programmes: Report on the 12th meeting of the Committee on the Coordination of Statistical Activities (CCSA) in Tunis, 11-12 September 2008.

Stefan Schweinfest, United Nations Statistics Division, New York

Coordination of International Statistical Programmes has a long tradition. The first meeting of Chief Statisticians of the UN System took place in 1967 in Rome. It was organized under the umbrella of the United Nations Administrative Committee for Coordination (ACC) and, thus, referred to as the ACC-subcommittee on statistical activities. Soon it became apparent that in order to effectively coordinate statistics at the international level, the group could not be limited to UN entities alone, so other international organizations with significant statistical programmes started to participate actively in the annual meetings. In 2002, the group reconstituted itself as the Committee for the Coordination of Statistical Activities (CCSA), which now represents a unique platform where Chief Statisticians from international and regional organizations meet twice a year to coordinate their statistical activities.

The 12th meeting of the CCSA represented a historical moment, as for the first time the meeting was held in Africa: The African Development Bank (AfDB) had extended an invitation to the Directors of international statistical programmes from around the world to meet on 11-12 September 2008 in Tunis. 33 representatives from 25 international agencies followed this invitation and did not only discuss a wide range of professional issues, but also enjoyed African hospitality extended by the gracious host AfDB.



CCSA meeting in Tunis

The main agenda item was the adoption of a revised Terms of Reference for the Committee. The original Terms of Reference had been drawn up in 2003 when the CCSA started operating in its current form, but at the same time a commitment had been made to review their relevance and applicability after a number of years. This was now the case. The new Terms of Reference make a clear

distinction between the mission, the key activities and the functions, and the working modalities.

The short mission statement reflects the essence of the work of the committee:

1. The Committee for the Coordination of Statistical Activities (CCSA) promotes inter-agency coordination and cooperation on statistical programmes and consistency in statistical practices and development.
2. As a forum of committed members it fosters good practices in statistical activities of international organisations, in accordance with the Principles Governing International Statistical Activities, and within the constraints of their own governance arrangements and resource envelopes.
3. The members of the CCSA are committed to contribute actively to the development of a coordinated global statistical system producing and disseminating high-quality statistics, e.g. by facilitating the development and well functioning of regional and national statistical systems.

The key activities and functions have been organised along six main lines: efficient functioning of the statistical system, common standards and platforms, development of methodologies, inter-institutional support, outreach, and advocacy for statistics. The new Terms of Reference were approved by consensus.

The Committee also reviewed progress made by four Task teams established to improve inter-agency coordination of capacity-building activities and technical assistance to countries. The Task teams are working on a standard reporting system on the various ongoing statistical capacity building activities, on an inventory of regional training centers in official statistics, on modalities for the coordination of technical cooperation programmes at the sub-regional level and on ways to assess the effectiveness of capacity building activities. In this context, The African Development Bank presented the paper prepared by the African Centre for Statistics (UNECA) on construction of the African Statistical Development Index. The Committee recognized the potential use of this index for monitoring statistical development in Africa and encouraged the Task team to continue its work and to present a comprehensive report at the 2010 meeting of the African Statistical Commission.

The CCSA also discussed a number of technical issues, namely

- i. Use of population estimates by international organizations; the Committee stressed the need for user involvement and welcomed the proposal for an increased role of the Regional Commissions; furthermore the Committee insisted, that data used for population estimates should be of good quality, i.e. compiled in a transparent way and accompanied with metadata.
- ii. Modalities of data sharing among international organizations; the Committee agreed that further work in exploring

### III. STATISTICAL CAPACITY BUILDING / WORKSHOPS

best practices will be necessary. The Committee was also of the view that a constructive position, without involving legal terms, on this issue should be taken. A new Task team will take this work further.

- iii. Involvement of national and international agencies in the Statistical Data and Metadata Exchange (SDMX) programme; the Committee was updated by the SDMX sponsors on the ongoing developments in the implementation of SDMX, especially the global SDMX conference to be organised in January 2009.

The thirteenth meeting of the CCSA will take place on 23 February 2009 at the UN Headquarters in New York, on the day preceding the 40th session of the UN Statistical Commission.



#### The African Statistical Coordination Committee meets on the Margins of the Committee for the Coordination of Statistical Activities

Dimitri Sanga, African Centre for Statistics

The third African Statistical Coordination Committee (ASCC) took place in Tunis, Tunisia from 9 to 10 September 2008. In attendance were representatives from the AfDB, the African Capacity Building Foundation (ACBF), the African Union Commission (AUC), and the United Nations Economic Commission for Africa (UNECA) as well as the South African Statistician General and the Director General of the National Statistical Office of Niger. The meeting welcomed the participation of the Director General of Afristat and his commitment to be part of the ASCC given the important role his organization is playing in the development of statistics in the continent.

#### A shift from strategies to implementation

Unlike the two first meetings that were devoted to issues pertaining to the coordination mechanisms of the Reference Regional Strategic Framework for Statistical Capacity Building in Africa (RRSF), this third meeting aimed at taking stock of progress made by the 13 Working Groups (WG) set up in 2007. In addition, the ASCC considered the reports on progress made by the Statistical Commission for Africa's (StatCom-Africa) 5 Working Groups following a recommendation of this apex body on statistical development on the continent.

#### Implementation of agreed tasks

The AfDB, AUC, ACBF and ECA presented the progress made in the implementation of agreed tasks in the framework of the RRSF. The meeting noted with satisfaction the presentation of Afristat's

activities in statistical development and welcomed the participation of this sub regional organization in the work of the Committee. The different presentations focused on constraints faced in the implementation of the tasks as well as the opportunities.

#### Working groups

**ASCC WG:** The purpose of this Group is to put in place mechanism for the coordination of statistical activities in Africa. The ASCC noted with satisfaction the progress made by the ASCC WG including the nomination of coordinators. While the Committee acknowledged that noticeable progress was made in the work of this WG, it was noted that a special focus should be put on the implementation of the National Strategies for the Development of Statistics (NSDSs) in order to meet the 12 objectives of the RRSF. The Committee, therefore, recommended the finalization of the Terms of Reference (ToRs) for the coordinators in order to ensure that the latter are nominated at all levels; the finalization of the reporting formats; and the production of the first RRSF implementation report.

**NSDS WG:** The ASCC reiterated that the overarching strategy to achieve the RRSF objectives is for countries to develop and implement NSDSs based on the principles developed by PARIS21 and that mainstream sectors. The Committee noted that there is a need to put emphasis on the implementation of the NSDS rather than reporting on the design of the strategies. In this regard, the Committee recognized that funding and leadership are among the critical factors for a proper implementation of the NSDSs by African countries.

**The African Charter on Statistics:** The AUC reported that the African Charter on Statistics would be submitted to the African Union Conference of Ministers of Justice in October 2008. Further, it will be submitted to the African Union Heads of States Summit for ratification in January 2009. In addition, the AUC presented a plan for the implementation of the African Charter on Statistics comprising committees at the regional, sub regional and national levels. The Committee noted the progress made by this WG but was concerned about the potential duplication of functions and reporting lines between the proposed committees and the RRSF ones resulting on increase of reporting burden on member states. The Committee was of the opinion that some of the activities of the AUC could be effectively addressed by some of the WGs on the RRSF leaving the Charter dealing with advocacy at the highest level possible.

**The Statistical Training Programme for Africa:** The ACS is finalizing a draft of the detailed proposal for the Statistical Training Programme for Africa (STPA) building on the broad proposal it presented during the second coordination meeting. The key elements of the programme include the support to Regional Statistical Training Centres (RSTCs); the establishment/support for In-Service Training Centres, and an Induction-Tutorage-Mentoring Facility. The ASCC noted that training in statistics should not be concentrated

### III. STATISTICAL CAPACITY BUILDING / WORKSHOPS

on professional statisticians. In fact training should target people at lower levels who are in charge of day-to-day administrative issues at the various levels i.e. central and local Government levels. Thus in-service training programs should be encouraged to train staff not just in the National Statistical Offices (NSOs) but also in all the line ministries and covering the entire National Statistical System (NSS).

**Support to fragile states:** The support to fragile states should be looked at broadly including a risk management aspect. It is possible that a well functioning state can be fragile in a relatively short period of time. The idea is to put in place mechanisms not only for the support of current fragile states but also those states that are at risk of becoming fragile. The Committee recommended the preparation of a concept note by this WG.

**International Comparison Programme for Africa:** The ASCC noted that the dissemination of the 2005 ICP results was not packaged properly. There is need to adopt a more effective dissemination strategy especially towards high-level decision makers and politicians. The Committee expressed some concerns about the downsizing of the list of items and coverage for the next round of ICP. This would send a bad signal with respect to this successful exercise Africa is trying to sell to decision makers.

**Measuring and fostering progress of societies:** The Committee was concerned about embracing another set of measurement of progress of African societies while African countries are still struggling to properly measure the said progress using the existing-although limited-set of measurement tools such as the Gross Domestic Product (GDP) and the set of MDGs. It nevertheless noted that it is worth having some African representatives in ongoing discussions by the OECD on measuring progress of societies.

**Statistical Associations:** The Committee noted with satisfaction the effort by the ECA to revive National Statistical Associations (NSAs) as building blocks for the African Statistical Association (ASA). While commending the WG for the progress made in this regard, the ASCC noted that the WG would benefit from the ACBF report on NSAs.

**The African Statistical Coordination Committee:** This WG on the ASCC was tasked with preparing the ToRs of the ASCC. The proposed ToRs were presented by the AfDB and endorsed by the ASCC.

**The African Statistical Award Programme:** There was not a report on the African Statistical Award Programme as the WG didn't undertake any activity.

**Joint African statistical databases and publications:** The WG on joint statistical databases and publications reported that the databases component is a long-term project and as such it was

not worth discussing it during this meeting. In terms of the African Statistical Yearbook (ASYB), the WG is working towards producing one for the year 2009.

**Consolidated African statistical programme:** Due to the delay in the recruitment of the consultants, the proposal for a Consolidated African Statistical Program was not presented. The next step for this WG is to prepare a report to the ASCC based on the consultant's report.

**Preparations for the International Statistical Institute:** The ASCC noted with satisfaction the progress made in the preparations for the 2009 ISI session to be held in Durban. In this regard, it was resolved that the WG put in place a selection process based on the potential contribution to the event in order to select at least three representatives per African country to attend the ISI meeting in Durban in 2009.

**Gender Statistics:** The Committee welcomed the progress made by this WG based on the presentation made by the ECA. The WG organized the High Level Dialogue on Gender Statistics in Kampala in June 2008. It is finalizing a detailed regional programme on gender statistics and is involved in the preparation of the Global Forum on Gender Statistics to be held in Accra, Ghana, in January 2009.

**Development Indicators:** The WG on development indicators made noticeable progress according to the report by the ECA. It first organized a workshop on data gaps and discrepancies between national and international data sources on the Millennium Development Goals (MDGs) indicators in May 2008. In addition, it undertook an in depth analysis of potential sources of discrepancies and data gaps using two pilot countries: Ethiopia and Uganda. The WG also prepared a report that was submitted to the Inter Agency and Expert Group (IAEG) on MDG Indicators in October 2008. The WG also finalized ToRs and set up a forum to ensure exchange of information between members.

**National Accounts:** The AfDB organized two meetings of the African Group on National Accounts (AGNA) in Lusaka in April and Tunis in July 2008. In addition, the WG undertook different activities towards designing a strategy and an action plan for the revised 2008 SNA implementation in African countries comprising five strategic lines with a view to optimizing the compilation of National Accounts on the continent. The timeframe of the African strategy for the implementation of the 2008 SNA is estimated at 5 years starting in January 2009 until 2013.

**Measurement of the Informal Sector:** Although this WG didn't undertake any activity as such, it is building on already existing wealth of material developed by the leading institution, Afristat. Afristat is organizing from 22 to 24 October 2008 in Bamako in the framework of its ongoing activities and in line with the StatCom-Africa mandate, an International Seminar on the Informal Sector. African



### III. STATISTICAL CAPACITY BUILDING / WORKSHOPS

NSOs as well as policymakers and researchers from international organizations are expected to attend the seminar.

#### New Working Groups

The meeting recommended the creation of two WG: Price statistics and financial statistics. The price statistics WG is expected to work out modalities for the development of a Harmonized Consumer Price Index for some African Regional Economic Communities (RECs) building on Afristat's work for its member states and the ECA preliminary work on SADC countries. The ECA shall lead this WG.

The meeting resolved to create a WG on financial statistics following a presentation made by the AfDB on its African Financial Markets Initiative (AFMI). The implementation of the latter requires data collection and management, standardization of methodology and development of financial indicators. The WG shall be led by the AfDB.



#### Report of the Joint Workshop organized by UNSD/UNECA on International Economic and Social Classifications

Andry Andriantseheno, African Centre for Statistics

The African Centre for Statistics (ACS) of the UNECA and the United Nations Statistics Division (UNSD) conducted a workshop focusing on "International Economic and Social Classifications" during 3 to 6 November 2008 in Addis Ababa, Ethiopia. The main purposes of the workshop were to: (a) present the revised activity and product classification: the ISIC 4 and the CPC 2, (b) review the current implementation phases of the classification ISIC 4 and CPC 2 in Africa and the relationship of the international classifications to the national classifications in African countries, and (c) discuss and address the challenges of implementation issues of the revised classification.

Participants from twenty National Statistics Offices (NSOs) in Africa attended the workshop. The countries included Botswana, Cameroon, Egypt, Ethiopia, Ghana, Kenya, Madagascar, Lesotho, Malawi, Mauritius, Mozambique, Namibia, Nigeria, Seychelles, South Africa, Tanzania, Uganda, Zambia and Zimbabwe. Two staff members of UNSD and several staff from ACS also attended.

#### Opening of the meeting

The Director of ACS, Professor Ben Kiregyera welcomed the delegates and opened the workshop by highlighting the importance

of using a common classification at national and regional level as a tool for statistical harmonization. He pointed out that in many African countries, each government agency has developed its own classification, thus making it difficult to maintain common registers, and hampering the efficient use of administrative data. The need for harmonized classifications at country level is a pre-requisite for efficient update, maintenance of various business registers and for efficient use of administrative data.

The Director also underscored the importance of regional classification as a major requirement for regional integration, particularly in the compilation of comparable GDP and the computation of harmonized consumer price indexes (HCPI). Using the same classifications will facilitate the aggregations of activities for the common reporting of national accounts and GDP, while the use of same products of household consumption will facilitate the computation of HCPI.

#### Presentations and discussions

The workshop facilitators presented the methodological work and the requirement to update the ISIC and CPC, including a review of the major changes from ISIC 3 to ISIC4. The workshop also served as a platform for discussion on the general applicability of the recommendations of ISIC 4, keeping in mind that they are not intended to be prescriptive but rather a "reference classification", from which countries and the region will derive national classifications based upon a balance between the ISIC4, the existing national classifications, and the main activities and products of the country. It was agreed that it will be necessary to develop bridge tables and correspondence tables between ISIC 4/CPC and the national classification.

Participants recognized and welcome the considerable efforts in developing the ISIC 4 to: (i) ensure the relevance of the ISIC 4 to reflect new industries, (ii) ensure the comparability with the main regional classifications such as Europe (NACE), North America (NAICS) and (iii) the continuity with the previous classification. The meeting noted the major changes in the ISIC 4 and CPC 2 to increase the detail of agricultural activities and products, as recommended by FAO and several African countries.

The participants further appreciated the improvement of the classifications, including the increase in the top-level categories, increase in the overall details as well as the creation of new sections, including section J on information and communication, sections M on scientific and technical activities, and section N on administrative and support services.

However, the participants expressed their concern over the application of rules regarding borderline issues on some activities specific to African countries including informal sectors, outsourcing, top-down methods and integration, especially in the cases of some

### III. STATISTICAL CAPACITY BUILDING / WORKSHOPS

activities such as fisheries and motor maintenance.

The motivation for the workshop constituted a very applied approach to working together to improve the compliance of national classifications with the ISIC4 and CPC2. There were frank exchanges of experiences amongst the participating countries resulting in the creation of a "network of expert on classifications and industrial statistics" who continue to have contact with one another, with ACS and UNSD even after this four-day workshop ended.

African countries expressed their views over the timetable and the cost related to applying the ISIC 4 principles and to derive related classifications at national level. It is worth mentioning that some African countries just adopted the ISIC-3.

#### Conclusion

Despite difficulties, the revised classifications receive considerable support from countries, which indicated their commitment towards adoption, adaptation and implementation of the revised classification. Some countries also supported the need to link as far as possible the activity classification with the product classification, such as in the classification developed by AFRISTAT.

The workshop recommended that the implementation of the revised classification should be incorporated in the regular activities of NSO, ECA and UNSD. The meeting recognized that economic classification couldn't be a stand-alone activity but rather a component of activities within the major statistical operations, namely national accounts, industrial statistics, business register and statistical harmonization. The workshop further recommended to African countries to establish a timetable for applying the ISIC4 and CPC2 at national level and to ECA and UNSD to develop manuals to provide practical guidance to facilitate the implementation of the revised classifications.

Within these major statistical activities, ECA and UNSD agreed to organize further training and arrange technical assistance to countries.



#### Regional Workshop on Crime Statistics, 9-12 December 2008, Addis Ababa, Ethiopia

Negussie Gorfe, African Centre for Statistics

A workshop on crime statistics was jointly organized by the United Nations Economic Commission for Africa (UNECA) and the United Nations Office on Drugs and Crime (UNODC). The workshop which was organized within the framework of the project entitled "Collection and Analysis of Data and Trends in Drugs, Crime and Victimization" was held from 9 to 12 December 2008 at the United Nations Conference Centre (UNCC) in Addis Ababa, Ethiopia.

#### Objectives

The objectives of the workshop were to discuss recent victim surveys carried out in African countries with the aim of sharing experiences with other countries willing to start their own surveys; to deal with administrative statistics, aiming at sharing good practices and building capacity; to discuss issues of coordination, needs and priorities of countries and the possibility of establishing national focal points for crime statistics; and to strengthen international cooperation and reporting to the United Nations (UN) on crime statistics through the UN Survey of Crime Trends and the Operations of Criminal Justice Systems (CTS).

#### Attendance

The workshop was attended by twenty one participants from twenty African countries. The percentage of female participants was 38.1%. The countries represented were Algeria, Botswana, Burkina Faso, Cameroon, Cape Verde, Côte d'Ivoire, Ethiopia, Ghana, Guinea Bissau, Kenya, Lesotho, Mauritius, Nigeria, Rwanda, Seychelles, Sierra Leone, South Africa, Tanzania, Uganda, and Zimbabwe. Furthermore, the following countries, international and regional organizations were also represented at the workshop: France, U.S.A., UNODC, UNECA, the African Union Commission (AUC) and the African Institute for the Prevention of Crime and the Treatment of Offenders (UNAFRI).

#### Topics covered

During the Workshop the following topics were discussed:

- Introduction, crime and criminal justice statistics and socio-economic development / purpose of developing national criminal justice information;
- Why victim surveys are important, administrative statistics on crime and criminal justice;
- National examples: A household survey for measuring

### III. STATISTICAL CAPACITY BUILDING / WORKSHOPS

victimization experiences and public attitudes: The US Crime Victim Survey; Statistics at the Ministry of Justice of France;

- What are the basic needs in view of improving national system of criminal justice data collection, processing, analysis, and dissemination? Difficulties of crime data generation in Africa;
- Crime and criminal justice statistics: annual and more frequent collection and publication; statistics on violence against women, juvenile justice; other surveys on crime and corruption (Crime and Corruption Business Surveys; Police Surveys);
- Towards an integrated system of crime and criminal justice statistics; and
- Planning of future needs and follow up to the workshop.

#### Recommendations

The participants concluded the four-day workshop by adopting three recommendations on the development of an African framework of crime and criminal justice statistics, improving coordination of the production and dissemination of crime statistics and supporting the regular implementation of crime-related surveys. The main points of the recommendations were:-

- To develop an African framework of crime and criminal justice statistics to put existing international standards/guidelines into the African context and support countries in their efforts to strengthen their capacity to produce and disseminate crime and criminal justice statistics. In this regard African countries should consider, with the support of UNODC and UNECA, developing a framework for the production of crime and criminal justice statistics to be submitted to the Statistical Commission for Africa (Stat-Com-Africa) for discussion and consideration by its members; regional and sub-regional workshops should be carried out to disseminate international recommendations in the field of crime and criminal justice statistics and to discuss their applicability in the African context and eventually develop specific African recommendations; UNECA, African Development Bank (AfDB), AUC and other African stakeholders should consider the translation of UN Manual on Development of a System of Criminal Justice Statistics, the UNODC--UNICEF Manual on the Measurement of Juvenile Justice Indicators and the forthcoming UNODC-UNECE Manual on Victimization Surveys into the main African official languages; to establish a network of experts on crime and criminal justice statistics in Africa; UNECA and UNODC should put in place a working group on crime statistics under the UNECA knowledge management platform to ensure a continuous exchange of infor-

mation among African experts in this area; UNODC, UNECA, AUC, European Commission (EC), UNAFRI, other African stakeholders and other donors should support African countries in their efforts to improve their national crime and criminal justice statistics systems according to their national needs; and more African countries should regularly report to the UN Survey of Crime Trends and Operations of Criminal Justice Systems by responding to the relevant questionnaires.

- To improve coordination of the production and dissemination of crime and criminal justice statistics at national level: In order to realize this, countries should advocate and take necessary steps to ensure that the National Statistical Offices (NSOs) play a key role in the coordination of the production of crime statistics; where mechanisms to coordinate crime statistics are not in place, NSOs should initiate the development of partnerships with the other data producing agencies; countries should consider involving all producers of crime and criminal justice statistics during the design and implementation of the National Strategies for the Development of Statistics (NSDS); NSOs should support the development of statistical capacity of the other criminal justice institutions; the national statistics act shall have a provision for a coordinating role to be played by the NSOs as far as crime and criminal justice statistics are concerned; countries should explore the possibility of establishing a crime and criminal justice statistics national committee; countries should explore the possibility of developing a memorandum of understanding (MoU) between the NSO and other agencies to coordinate the production and dissemination of crime and criminal justice statistics; and countries should consider a specific role for the various agencies in the dissemination of data.
- To support the regular implementation of crime-related surveys in African countries: In this regard, countries should explore the possibility of embedding victimization surveys into their regular statistical production process and such surveys should be conducted at least every two years; and victimization surveys should be done by or in collaboration with the NSOs.



### III. STATISTICAL CAPACITY BUILDING / WORKSHOPS

#### Regional Workshop on Gender Statistics Addis Ababa, 15-16 December 2008

Awa Thiongane, African Centre for Statistics

#### Introduction

A follow-up workshop to the Kampala High Level Policy Dialogue on Gender Statistics was held from 15 to 16 December 2008 in Addis Ababa, Ethiopia. It was jointly organized by the United Nations Economic Commission for Africa (UNECA), the German International Capacity Building Centre (InWent), and the African Development Bank (AfDB).

#### Objective

The workshop was to provide strategic direction and impetus for mainstreaming of gender statistics principles in national statistics systems (NSSs), with the view to enhancing the capacity of key agents of change in the development of statistics at the national level.

#### Attendance

The workshop was attended by 120 participants comprising: (i) Heads of National Statistical Offices (NSOs), NSO gender focal points and NSDS Coordinators from 38 African countries; (ii) representatives from Statistical Training Centres (STCs), Universities, Regional Economic Communities (RECs), sub-regional central banks, line Ministries, and other sub-regional organizations; and (iii) representatives from bilateral and multilateral partners as well as international organizations including United Nations Agencies.

#### Proceedings

Several themes were treated including:

#### Knowledge management

- As a knowledge-based organization, UNECA has implemented a Knowledge Management (KM) strategy which helps it to be at the cutting edge of thinking on development issues in Africa. As part of this strategy, it has established a KM and sharing open portal which also functions as a "client relationship management" system allowing UNECA to better interact with its clients and partners. It was in this context that the Gender Statistics Network (GESNET) website was transferred on the KM platform giving therefore a forum for experience sharing and discussion on Gender Statistics.

#### The issue

- Many Heads of NSOs in Africa are not fully aware of the importance of gender statistics, and therefore, often, think that there are tradeoffs in choosing to mainstream gender into statistical processes. Therefore, there was a need to revisit the concepts and focus on the importance of gender statistics within the broad context of national statistical development.
- Sessions organised included: The issue: Why Gender Matters; What is Gender Statistics.

#### Institutional arrangements for gender statistics

- The organisation of the gender statistics programme is fundamental to its outcomes. In large part the institutional arrangements governing gender statistics have been instrumental in the achievements that have been made worldwide. Models of gender statistics programmes in statistical organizations have been reviewed to draw lessons for possible adoption by NSOs.
- A special focus was put on population census which is one of the major sources of data on individuals needs to be made gender sensitive. While the census presents limited scope for change, there are a number of countries that have taken steps to improve the gender related aspects of the census. Representatives of African NSOs and also of India that have tried to influence the content of their national census programmes with respect to gender shared their country experiences.
- The African Gender and Development Index (AGDI) covers 39 indicators that need to be drawn from various sources. Given the paucity of data in many countries, and census being, for a large number of African countries, the main source of basic data, it was important to see the extent to which the requirements of ADGI can be met by the upcoming population censuses that are to be conducted in Africa.
- Sessions organised included: Making it Happen; Practices of Engendering Censuses and Surveys; using Census data for ADGI; Gender Statistics: Some Examples (Engendering Agricultural Censuses and Surveys; International labour organization (ILO) Recommendations; and Gender and Millennium Development Goals (MDGs)).

#### Statistical Capacity Building

- A specific objective of the workshop was to initiate the active dialogue among the main actors of the statistical systems in Africa including the STCs towards integrating gender statistics training into African statistical capacity

### III. STATISTICAL CAPACITY BUILDING / WORKSHOPS

building strategies, providing thoughts and proposals for an approach to a gender statistics training initiative including proposals for the development of statistical training modules for engendered data collection, analysis and dissemination in the framework of NSDS.

- Sessions organised included: (i) Mainstreaming Gender into Statistical Training Curricula with the case study of the Abidjan-based STC (ENSEA-Abidjan); (ii) In-house Training on Gender Statistics with country cases related to South Africa, Zimbabwe, and India; (iii) United Nations Economic Commission for Europe (UNECE) and World Bank Institute (WBI) Gender Statistics Programmes; and (iv) Development of Training Module for Africa.

#### Next Steps

- The Kampala High level Policy Dialogue concluded that it would be necessary to develop a strategy for gender statistics. The Strategy document will be prepared under the auspices of the Statistical Commission for Africa (STATCOM-Africa) Working Group on Gender Statistics and reviewed by the Heads of NSOs.

#### Main Conclusions

- Kampala City Group
- A group of representatives from NSOs, STCs, universities, and ministries in charge of gender affairs will meet in January 2009 in Accra to mainly discuss the terms of reference (TOR) of the group, membership and modalities of participation, and other issues. This will be a side meeting of the Global Forum on Gender Statistics to be held from 26 to 28 January 2009.
- The Kampala City Group first meeting will be held in June 2009 in Kampala, Uganda, back-to-back with the Uganda Statistical Society (USS) annual conference.

#### - Community of Practice for Gender Statistics

- Participants who were willing to be members of discussion forums on the UNECA Knowledge Management Platform (KMP) and who could not register during the meetings are invited to do so directly through internet using the following URL: [www.knowledge.uneca.org](http://www.knowledge.uneca.org).
- Forum discussions will be organised in February 2009, after the Accra Global Forum on Gender Statistics not only on gender statistics issues but also on issues related to NSDS design and all other topics listed in the Reference Regional Strategic Framework for Statistical Development in Africa (RRSF) component of the KMP comprising Statistics Act, Status of the NSOs, etc.

#### - African Gender Handbook for Censuses and Surveys

- A first draft document will be made available by February 2009 and will be discussed during an Expert Group Meeting (EGM) scheduled to take place in the first quarter of 2009. The amended version of the handbook will then be broadly circulated for comments and a final draft will be presented during STATCOM-Africa-II in 2010.

#### - Sub-regional workshops on ADGI and other tools

- ACGS, in collaboration with ACS, will organise sub-regional workshops on the ADGI and sectoral AGDIs; modalities of engendering population and housing censuses; and other tools such as the Gender Statistics Network (GESNET).

#### - African Gender Statistics Programme (AGSP)

- The AGSP will be finalized by November 2009 and presented to STATCOM-Africa-II in 2010. ACS will approach interested partners for a collaborative implementation of this task.

#### - African Gender Statistical System (AGSS)

- The TOR of the AGSS will be prepared and a plan of action finalized in order to raise resources during 2009. As a long term activity involving several stakeholders, there will be a need to set up a coordination, monitoring and reporting mechanism.

#### - Training on Gender Statistics-World Bank Institute

- The World Bank will be keen to develop a training project for African countries as it was already the case in Asian and Latin American regions. Countries should indicate their interest, through the ACS or the focal point at WBI.



### III. STATISTICAL CAPACITY BUILDING / WORKSHOPS

#### Atelier régional sur les statistiques du genre Addis-Abeba, 15-16 décembre 2008

Awa Thiongane, African Centre for Statistics

#### Introduction

Un atelier de suivi du Dialogue politique de haut niveau sur les statistiques selon le genre s'est tenu du 15 au 16 décembre 2008, à Addis-Abeba, Ethiopie. Il a été organisé conjointement par la Commission économique des Nations Unies pour l'Afrique (CEA), le Centre international allemand pour le renforcement des capacités (InWent) et la Banque africaine de développement (BAD).

#### Objectif

Le but de l'atelier était de fournir une direction stratégique et un sur-saut pour l'intégration des principes des statistiques selon le genre dans les systèmes statistiques nationaux (SSN) en vue de renforcer les capacités des principaux acteurs de changement dans le développement des statistiques au niveau des pays.

#### Participation

L'atelier a enregistré la participation de 120 personnes comprenant: (i) des directeurs d'instituts nationaux de statistique (INS), des points focaux pour les questions de genre et des coordonnateurs de SNDS venant de 38 pays africains; (ii) des représentants de centres de formation statistique (CFS), d'universités, de groupements économiques régionaux (GER), de banques centrales sous-régionales, de ministères sectoriels et autres organisations sous-régionales; (iii) des représentants des partenaires bilatéraux et multilatéraux comme des organisations internationales y compris les agences des Nations Unies.

#### Déroulement de l'atelier

Plusieurs thèmes ont été traités au cours des délibérations :

#### Gestion du savoir

- En tant qu'organisation centrée sur le savoir, la CEA a mis en place une stratégie de Gestion des connaissances (GS) qui devrait l'aider à être à la pointe des réflexions sur les questions de développement en Afrique. Dans le cadre de cette stratégie, il a été établi un portail ouvert et de partage des connaissances qui fonctionne également comme un « gestionnaire des relations avec les clients » et les partenaires. C'est dans ce contexte que le site web du Réseau des statistiques selon le genre (GESNET) a été transféré sur la plateforme de Gestion du savoir permettant ainsi de disposer d'un forum de part-

age d'expériences et de discussions sur les statistiques selon le genre.

#### Problématique

- Beaucoup de directeurs d'INS en Afrique ne sont pas vraiment conscients de l'importance des statistiques du genre et ainsi, ils pensent souvent qu'on a le choix d'intégrer ou de ne pas intégrer la dimension genre dans les processus statistiques. Ainsi, il s'avère nécessaire de revisiter les concepts et de mettre l'accent sur l'importance des statistiques du genre dans le cadre du contexte élargi du développement statistique national.
- Les sessions ont porté sur: La problématique : Pourquoi la question du genre est importante ? et Qu'est-ce que les statistiques du genre ?

#### Arrangements institutionnels pour les statistiques selon le genre

- L'organisation du programme sur les statistiques du genre est essentielle pour ses résultats. Dans une large mesure, les arrangements institutionnels qui régissent les statistiques du genre déterminants dans l'accomplissement des progrès réalisés au niveau mondial. Des modèles de programmes sur les statistiques du genre dans les organisations statistiques ont été revus pour en tirer des leçons pour une possible adaptation par les INS.
- Un accent particulier a été mis sur les recensements de la population qui, en tant qu'une des sources majeures en matière de données sur les besoins des individus, nécessitent de refléter la dimension genre. Même si le recensement de la population dans sa forme actuelle a une portée limitée en matière de changement, il y a un certain nombre de pays qui ont pris des mesures en vue d'améliorer les aspects liés au genre dans les recensements. Les représentants des INS africains et également l'Inde qui ont influencé le contenu de leurs recensements respectifs eu égard à la dimension genre ont partagé les expériences de leurs pays respectifs.
- L'Indice africain du genre et développement (IAGD) couvrent 39 indicateurs qui doivent être calculés en partant de plusieurs sources. Etant donné le manque de données dans plusieurs pays, et que le recensement est, pour le plus grand nombre de pays africains, la principale source de données de base, il s'avère important de voir dans quelle mesure les exigences de l'IAGD peuvent être satisfaites par les prochains recensements qui seront conduits en Afrique.
- Les sessions ont porté sur: « Faisons que cela arrive »; Pratiques de prise en compte de la dimension genre dans les recensements et enquêtes; Utilisation des données de recensements pour le IAGD; Statistiques du genre : Exemples (Prise en compte de la dimension genre dans

### III. STATISTICAL CAPACITY BUILDING / WORKSHOPS

les recensements et enquêtes agricoles; Recommandations du Bureau international du travail (BIT); Genre et Objectifs du millénaire pour le développement (OMD)).

#### Renforcement des capacités statistiques

- Un objectif spécifique de l'atelier était d'initier un dialogue actif parmi les principaux acteurs des systèmes statistiques nationaux (SSN) y compris les CFS en vue de faciliter l'intégration d'une formation sur les statistiques du genre dans les stratégies de renforcement des capacités statistiques, fournissant ainsi des réflexions et des propositions pour une initiative sur des modules de formation sur les statistiques du genre pour la prise en compte de la dimension genre dans la collecte, l'analyse et la diffusion des données dans le cadre des SNDS.
- Les sessions ont porté sur: (i) l'intégration de la dimension genre dans les programmes de formation statistique avec une étude de cas sur l'ENSEA-Abidjan; (ii) Formation en cours d'emploi sur les statistiques du genre avec des études de cas de l'Afrique du Sud, du Zimbabwe et de l'Inde; (iii) Programmes sur les statistiques du genre de la Commission économique des Nations Unies pour l'Europe (CEE) et l'Institut de la Banque mondiale (IBM); et (iv) Elaboration d'un module de formation pour l'Afrique.

#### Perspectives

- Le Dialogue politique de haut niveau de Kampala avait conclu sur la nécessité de développer une stratégie sur les statistiques du genre. Le document de stratégie sera préparé sous les auspices du Groupe de travail sur les statistiques du genre de la Commission statistique pour l'Afrique (STATCOM-Africa) et revu par les directeurs des INS.

#### Principales conclusions

##### - Kampala City Group

- Un groupe de représentants des INS, des CFS, des universités, et des ministères en charge des questions de genre se réuniront en janvier 2009 à Accra pour discuter principalement des termes de référence du groupe, l'adhésion et les modalités de participation aux réunions du groupe et autres questions y relatives. Ce sera une réunion en marge du Forum mondial sur les statistiques du genre prévu du 26 au 29 janvier 2009.
- La première réunion du Kampala City Group se tiendra en juin 2009 à Kampala, Ouganda, précédemment à la Conférence annuelle de la Société ougandaise de statistique (USS).

##### - Communauté de pratiques sur les statistiques du genre

- Les participants qui étaient intéressés à devenir membres

des forums de discussion sur la plateforme de gestion du savoir (PGS) de la CEA et qui n'avaient pas pu se faire enregistrer pendant les réunions pourraient le faire directement en ligne à l'adresse URL suivante : [www.knowledge.uneca.org](http://www.knowledge.uneca.org).

- Des forums de discussion seront organisés dès février 2009, après le Forum mondial sur non seulement les statistiques du genre mais également sur les questions ayant trait à l'élaboration des SNDS et toutes les autres questions reflétées dans la composante Cadre stratégique régional de référence pour le développement de la statistique en Afrique (CSRR) de la PGS telles que la législation statistique, le statut des INS, etc.

##### - Manuel africain du genre pour les recensements et enquêtes

- Un premier document provisoire sera mis à disposition en février 2009 et sera discuté au cours d'une réunion d'un groupe d'experts prévu dans le premier trimestre 2009. La version amendée sera largement diffusée pour commentaire et un rapport final sera présenté pendant STATCOM-Africa-II en 2010.

##### - Ateliers sous-régionaux sur l'IAGD et autres instruments

- Le CAGD, en étroite collaboration avec le CAS, organisera des ateliers sous-régionaux sur le IAGD et les IAGD sectoriels; les modalités de prise en compte de la dimension genre dans les recensements de la population et de l'habitat; et autres instruments tels que le Réseau sur les statistiques du genre (GESNET).

##### - Programme africain sur les statistiques du genre (PASG)

- Le PASG sera finalisé vers novembre 2009 et présenté à STATCOM-Africa-II en 2010. Le CAS s'approchera des partenaires intéressés pour une mise en oeuvre conjointe de cette tâche.

##### - Système africain de statistique du genre (SASG)

- Les termes de référence du SASG seront préparés et un plan d'action établi en vue de lever des fonds en 2009. Etant donné qu'il s'agit d'une activité de long terme impliquant plusieurs parties prenantes, il sera nécessaire de mettre en place un mécanisme de coordination, de suivi et de reporting.

##### - Formation sur les statistiques du genre – Institut de la Banque mondiale

- La Banque mondiale est intéressée à développer un projet de formation pour les pays africains tel que cela a été fait pour des pays d'Asie et d'Amérique latine. Les pays pourraient manifester leur intérêt à ce projet à l'IBM par le canal du CAS ou du point focal.



### III. STATISTICAL CAPACITY BUILDING / WORKSHOPS

#### Regional Workshop on NSDS: Addis Ababa, 17-19 December 2008

Awa Thiongane and Negussie Gorfe, African Centre for Statistics

#### Background

The Millennium Declaration, which was the culmination of the United Nations international conferences and world summits organized in the 1990s, proclaims among others, the important need for poverty reduction, for equality and peace worldwide. In order to put into operation such proclamations, specific and time-bound goals known as the Millennium Development Goals (MDGs) were agreed upon. The MDGs are now referred to in frameworks such as the second generation of Poverty Reduction Strategy Papers (PRSPs) and the New Partnership for Africa's Development (NEPAD) and other national development plans. Nevertheless, the lack of adequate data in many countries - in particular African countries - for the monitoring and evaluation of such goals, has brought statistical issues to the global development agenda.

In order to build sustainable statistical capacity for the future in developing countries, the Marrakech Action Plan for Statistics (MAPS) recommended that countries develop and implement National Strategies for the Development of Statistics (NSDSs) so that they will be equipped with a medium-term plan for the whole national statistical system with the cost estimates of all activities identified and the corresponding logical frameworks, which would be a powerful tool of dialogue among all stakeholders including financing organizations.

Since the NSDS was conceived in 2004, a number of sub-regional workshops have been held in Africa to introduce key actors to the NSDS concept and process. Documentation by the Partnership in Statistics for Development in the 21st Century (PARIS21) on the NSDS concept and process was developed alongside these introductory workshops. A regional framework known as the "Reference Regional Strategic Framework for Statistical development in Africa" (RRSF) was designed and adopted by the African countries and development partners and should be seen as the Africa Chapter of the MAPS even though it goes beyond the six actions identified in the global framework. More recently, a new guide has been produced by the African Development Bank (AfDB), the PARIS21 and INTERSECT on how to mainstream sectors into the NSDS process. To date, several countries have designed and implemented or, about to implement their NSDSs, or are planning to develop an NSDS.

It is in this context that the African Centre for Statistics (ACS) of the United Nations Economic Commission for Africa (UNECA), in

close collaboration with the African Development Bank (AfDB), the PARIS21 Secretariat, and the German International Capacity Building Centre (InWent), organized a regional workshop on National Strategy for the Development of Statistics (NSDS) from 17 to 19 December 2008 preceded by a regional workshop on Gender Statistics, from 15 to 16 December 2008, at the United Nations Conference Centre (UNCC) in Addis Ababa, Ethiopia.

#### Objective

The overall goal of the workshop was to share experiences on NSDS design and implementation processes. More specifically, the workshop aimed at: creating greater awareness about the prerequisites and foundations of strategic planning for statistical development for those lagging behind; focusing on the need to mainstream sectoral statistics into the design of NSDS and NSDS into policy processes; working out modalities for the coordination and reporting of ongoing statistical capacity building activities on the continent with respect to the NSDS processes; agreeing on the best way to promote the NSDS concept, design and implementation; and last but not least discussing the financing of NSDSs in Africa.

#### Attendance



Participants in the workshops

The workshop was attended by 125 participants from African countries and sub-regional, regional and international organizations comprising mainly (i) Heads of National Statistical Offices (NSOs), NSDS coordinators and gender focal points; (ii) Heads of Statistical Training Centres (STCs) and University Department of Statistics; (iii) representatives of African Regional Economic Communities (RECs) and other subregional organizations; and (iv) representatives of UN agencies and bilateral and multilateral partners.

#### Proceedings

The workshop gave the opportunity to the African statistical community to pay last respects to Mr. Serigne Lamine Diop, former Director then Minister in charge of Statistics in Senegal, Mr. Serigne Touba Diassé, former Director of the Dakar-based STC, and Mr. Koffi Amelewonou, former staff of Statistics Division at the UNECA,



### III. STATISTICAL CAPACITY BUILDING / WORKSHOPS

who passed away recently.

Introductory remarks were made by Mr. Ben Kiregyera, Director of the African Centre for Statistics of UNECA; Mr. Michel Mouyelo-Katoula, Manager, Capacity Building Division, Statistics Department, AfDB; Mr. Christophe Duhamel, Deputy Manager, PARIS21; and Mr. Markus Wauschkuhn, Senior Project Manager, InWent Capacity Building Germany.

The Deputy Executive Secretary of UNECA, Ms. Lalla Ben Barka, welcomed all the participants to the first regional workshop on the NSDS. She informed the participants that the African Centre for Statistics (ACS) was established as part of the repositioning exercise at UNECA in 2006 and it was the intention of UNECA to continue to support the ACS and to turn it into a "Centre of Excellence". Further, she said that plans are underway to double the number of professional staff at the Centre. Finally, she thanked all regional and international partners who have made the workshop possible and wished the participants successful and fruitful deliberations.

During the workshop presentations were made on the following topics: NSDS Roadmap; Bottom-Up Approach – Rationale; Mainstreaming Sectoral Statistics in the NSDS; Visioning and Strategizing Exercises; Costing NSDS; Advocacy for the NSDS; Financing the NSDS – Getting Funds for NSDS Implementation; Statistical Capacity Building; Monitoring and Reporting – Reviewing the NSDS; Reporting on Donors' Support; and What Impact the NSDS Has on Statistical Development. The presentations were made by UNECA, AfDB, PARIS21, AUC, UNFAO, World Bank, and the Oxford Policy Management (OPM)). Furthermore, the following African countries made presentations on their experiences with regard to the NSDS process: Burkina Faso, Cape Verde, Ghana, Kenya, Mali, Niger, Nigeria, Rwanda, Senegal, Sierra Leone, South Africa, Tanzania, and Uganda.

The presentations were followed by fruitful discussions about a wide range of issues including: reasons of the ups and downs of the National Statistical Systems (NSSs); the discontinuity of work due to the frequent change of heads of NSOs; shortage of staff in NSDS processes and need for the NSDS coordinator to be a high level official; need to support countries in NSDS processes; need to strongly link NSDS and the overall development planning processes at country level; need for highly skilled heads of NSOs in the area of management; the issue of sectors in the NSDS processes; realism of NSDSs with respect to availability of resources; retention of skilled statisticians in NSOs; importance of research and development (R&D) in NSOs; imbalance in donors funding; need for more coordination of donors interventions; multiplicity of reporting mechanisms; and need for evaluating capacity building programmes.

#### Main Conclusions and Recommendations

The workshop took note with satisfaction of:

**Streamlining of statistical activities in Africa:** African regional organizations took a new step in their efforts to streamline statistical activities in Africa. Not only were they working on statistical harmonisation but also were trying to have a set of data on African countries while minimizing the data compilation burden through the initiative of publishing a joint African Statistical Yearbook.

**Financing facilities set up by partners:** Financing the NSDS was a key issue for most of the participants. Therefore development partners were invited to present their initiatives in funding statistical activities.

#### African Development Bank

- Phase II of AfDB Statistical Capacity Building Programme will make available US\$ 30 Millions to member states for the biennium 2009 – 2010;
- A new round of the International Comparison Programme for Africa (ICP-Africa) will be started in January 2009 to strengthen work done during the millennium round and to provide the required data for analytical work and comparison world-wide; and
- Some country programmes will also provide financial support to NSSs through a statistical component.

#### World bank

- Trust Fund for Statistical Capacity Building (TFSCB) and Statistical Capacity Building Facility (STATCAP) will continue to support statistical activities;
- A new facility called Statistics for Results Facility (SRF) will strengthen WB possibility of financing statistical development in Africa in particular.

#### PARIS21

- Support to NSDS and Advocacy for Statistics will continue.

#### Bilateral partners

- InWent will continue to support statistical capacity building in Africa;
- Norwegian cooperation has broadened the number of countries it planned to support in Africa.

**Establishing of the new Statistical Training Programme for Africa:** The objective of the programme is to assist African countries develop their human resources by transferring knowledge broadening and deepening strategic skills base thereby enhancing the ca-

### III. STATISTICAL CAPACITY BUILDING / WORKSHOPS

capacity of African countries to produce quality statistical information in support of their development agendas.

**The programme will consist of:**

#### Induction-Tutorage-Mentoring Facility

- Induction sessions for newly appointed Heads of NSOs and Chairs of Statistical Boards/ Councils;
- Study tours at selected African NSOs and NSO in the north (France, Denmark/Norway/Canada);
- Follow-up (mentoring) by ACS and link with selected Heads of African NSOs for best practice sharing;

#### Training for data producers

- In-service training services consisting of: establishment of in-service training centres, study tours, and creation of communities of practices, etc.
- Support to statistical training centres including: setting up a network of the STCs, review of curricula, fellowship programme for trainers and trainees, etc.

#### Events of the year 2009

It was recalled that the year 2009 will be very rich in statistical events at regional level which include:

- The 2nd Global Forum on Gender Statistics organised by UNSD, in close collaboration with the Ghana Statistics Service and other partners from 26 to 29 January 2009, in Accra, Ghana;
- The 4th Africa Symposium for Statistical Development, 9-13 February 2008, Luanda, Angola;
- The 40th session of the UN Statistical Commission to be held from 24 to 27 February 2009, in New York, USA and which will be attended by several African Heads of NSOs. Africa Region is currently represented by 5 countries out of 24 at that Commission, namely: Democratic Republic of Congo (2005-2009), Mauritania (2005-2009), South Africa (2005-2009), Sudan (2005-2011), and Togo (2007-2011);
- The Joint annual meetings of the AU Conference of Ministers of Economy and Finance and the ECA Conference of African Ministers of Finance, Planning and Economic Development, to take place in May 2009, in Addis Ababa, Ethiopia where ACS and the AUC Statistical Unit are expected to present a report on the Status of the NSSs in Africa;
- The ISI Satellite meeting on Agricultural statistics, August 2009, Maputo, Mozambique;
- The 57th session of ISI to be held from 16 to 22 August 2009 in Durban, South Africa. The African Statistical com-

munity is invited to massively attend the ISI session ever organized in Sub-Saharan Africa;

- The 5th Africa Symposium for Statistical Development, which will be held in November 2009, in Dakar, Senegal, back-to-back with PARIS21 Consortium;
- The 10th Anniversary of PARIS21 Consortium, November 2009, Dakar, Senegal.

**The workshop recommended that statistical stakeholders should:**

**Reflect on the following issues:**

- Priority to be given to statistics as a sector like other sectors with respect to financial resource allocation at country level;
- How to address sectoral approach in NSDS (structures versus functional grouping);
- Sustainability of the financing of statistical development at country level including an exit strategy from external financing;
- Reporting and evaluation methods (learning from OPM, PARIS21 experiences);
- Regionalization of strategies; and
- Integration of gender and emerging issues such as climate change in NSDS; and
- Involvement of young statisticians in order to prepare a smooth change of the guards for stronger NSSs.

**Strengthen collaboration, coordination:**

- Collaboration between NSOs and research centres should be institutionalized;
- The dialogue with STCs and Ministries in charge of Gender affairs should be strengthened;
- Development partners should coordinate their actions at country level (under the auspices of the concerned countries). The Mali example where a Development Partner Group was set up with Swedish Cooperation acting as the Leader of the Group was given as a best practice in this matter.

**Network through:**

- Participation in the planned events and involving young statisticians in order to prepare a smooth change of the guards; and
- Setting up communities of practices.



### III. STATISTICAL CAPACITY BUILDING / WORKSHOPS

#### Atelier Régional sur les SNDS: Addis-Abeba, 17-19 décembre 2008

Awa Thiongane et Negussie Gorfe, Centre Africain Pour la Statistique

#### Contexte

La Déclaration du millénaire qui était la culmination des conférences internationales et des sommets mondiaux des Nations Unies organisés dans les années 90, proclame, entre autres, le besoin impérieux de réduction de la pauvreté, d'égalité et de paix dans le monde entier. Afin d'opérationnaliser de telles proclamations, des objectifs spécifiques et à horizon défini connus sous le vocable d'Objectifs du millénaire pour le développement (OMD), ont été acceptés par la communauté internationale. Les OMD sont à présent pris en compte dans les cadres stratégiques tels la seconde génération des documents de stratégie de réduction de la pauvreté (DRSP) et le nouveau programme pour le développement de l'Afrique (NEPAD) et les autres plans de développement. Néanmoins, l'absence de données adéquates dans plusieurs pays – en particulier les pays africains – pour le suivi et l'évaluation de tels objectifs, explique la prise en compte des questions statistiques dans l'agenda mondial du développement.

Afin de construire des capacités statistiques durables pour le futur dans les pays en développement, le Plan d'action de Marrakech pour la statistique (MAPS) recommande à ces pays de disposer Stratégie nationale de développement de la statistique (SNDS) avec l'estimation des coûts de sa mise en œuvre de toutes les activités qui y sont identifiées ainsi que le cadre logique associé. Ce plan serait ainsi un puissant instrument de dialogue pour toutes les parties prenantes y compris les partenaires financiers.

Depuis la conception de la SNDS en 2004, plusieurs ateliers sous-régionaux ont été tenus en Afrique pour introduire le concept et le processus de la SNDS aux acteurs clés du développement de la statistique. Une documentation fournie sur le concept et le processus de la SNDS a été élaborée par le Secrétariat du Consortium du Partenariat en statistique au service du développement au 21<sup>ème</sup> siècle (PARIS21) en parallèle aux ateliers d'introduction sur la SNDS. Un cadre régional connu sous le nom de «Cadre stratégique régional de référence pour le développement de la statistique en Afrique» (CSRR) a été élaboré et adopté par les pays africains et les partenaires au développement et devrait être considéré comme le chapitre africain du MAPS même si il va au-delà des six actions identifiées dans ce cadre de niveau mondial. Plus récemment, un nouveau guide a été produit par la Banque africaine de développement (BAD), PARIS21 et INTERSECT sur la manière d'intégrer les secteurs dans le processus de la SNDS. Aujourd'hui, plusieurs pays ont élaboré et mis en œuvre ou, sont sur le point de mettre en œuvre, ou encore planifient d'élaborer une SNDS.

C'est dans ce contexte que le Centre africain pour la statistique (CAS) de la Commission économique des Nations Unies pour l'Afrique (CEA), en étroite collaboration avec la Banque africaine de développement (BAD), le Secrétariat du Consortium du PARIS21, et le Centre international allemand pour le renforcement des capacités (InWent), a organisé un atelier régional sur les SNDS du 17 au 19 décembre 2008, précédé d'un autre atelier régional sur les statistiques selon le genre, du 15 au 16 décembre 2008 au Centre de Conférence des Nations Unies (CCNU) à Addis-Abeba, Ethiopie.

#### Objectif

L'objectif global de l'atelier était de partager les expériences sur les processus d'élaboration et la mise en œuvre des SNDS. De manière plus spécifique, l'atelier visait à : créer une plus grande prise de conscience sur les pré-requis et fondements de la planification stratégique en matière de développement statistique pour ceux qui n'étaient pas en avance dans ce processus; mettre l'accent sur le besoin d'intégrer les statistiques sectoriels dans l'élaboration des SNDS et l'intégration des SNDS dans les processus politiques; préciser les modalités de la coordination et du reporting sur les activités de renforcement des capacités statistiques dans le cadre des processus de la SNDS, au niveau du continent; s'accorder sur la meilleure manière de promouvoir le concept, l'élaboration et la mise en œuvre de la SNDS; et enfin et surtout discuter le financement des SNDS en Afrique.

#### Participation

L'atelier a enregistré la participation de 125 personnes ressortissants de pays africains et provenant d'organisations sous-régionales, régionales et internationales. Il s'agissait principalement



Participants aux ateliers

: (i) de directeurs des instituts nationaux de statistique (INS) ou leurs représentants, de coordonnateurs de SNDS et des points focaux pour les questions de genre; (ii) de directeurs des centres de formation statistique (CFS) et de chefs de département statistique d'université ou leurs représentants; (iii) des représentants des groupements économiques régionaux (GER) et autres organisa-

### III. STATISTICAL CAPACITY BUILDING / WORKSHOPS

tions sous-régionales; et (iv) des représentants des agences des Nations Unies et autres partenaires bilatéraux et multilatéraux.

#### Déroulement de l'atelier

L'atelier a été une opportunité pour la communauté statistique africaine de rendre hommage à Messieurs Serigne Lamine Diop, ancien Directeur et ancien Ministre en charge de la Statistique au Sénégal, Serigne Touba Diassé, Directeur du CFS de Dakar et Koffi Amelewonou, ancien fonctionnaire de la CEA décédés récemment.

A la cérémonie d'ouverture, des remarques liminaires ont été faites par Messieurs Ben Kiregyera, Directeur du CAS de la CEA, Michel Mouyelo-Katoula, Directeur de la Division du Renforcement des capacités du Département statistique de la BAD, Christophe Duhamel, Directeur adjoint du Secrétariat de PARIS21 et Markus Wauschkuhn, Chargé de programmes senior à InWent.

Madame Lala Ben Barka, Le Secrétaire exécutif adjoint de la CEA, a, pour sa part, souhaité la bienvenue aux participants à cet atelier régional sur la SNDS. Elle a ensuite informé les participants que le CAS a été créé dans le cadre de l'exercice de repositionnement de la CEA en 2006 et que les autorités de la CEA avaient l'intention de continuer de supporter le CAS afin d'en faire un véritable « centre d'excellence ». Puis, elle a assuré les participants que le projet du doublement des effectifs de professionnels du CAS était bien engagé. Enfin, elle a remercié toutes les organisations régionales et internationales qui ont rendu possible l'organisation de l'atelier et souhaité des délibérations fructueuses aux participants.

Des présentations ont été faites sur les thèmes suivants : Feuille de route de la SNDS; Approche pyramidale – justification; Intégration des statistiques sectorielles dans la SNDS; Asseoir une vision et des stratégies; Plaidoyer pour la SNDS; Financement de la SNDS - Obtenir des ressources financières pour la mise en œuvre de la SNDS; Renforcement des capacités statistiques; Suivi et reporting – Révision de la SNDS; Rapport sur l'assistance des bailleurs de fonds; et Quel impact des SNDS sur le développement de la statistique. Les présentations ont été faites par les représentants de la CEA, la BAD, PARIS21, la Commission de l'Union Africaine (CUA), l'Organisation des Nations Unies pour l'alimentation et l'agriculture (FAO), la Banque mondiale et le Oxford Policy Management (OPM). De plus, ont également été présentées les expériences en matière de SNDS des pays suivants : Afrique du Sud, Burkina Faso, Cap Vert, Ghana, Kenya, Mali, Niger, Nigeria, Rwanda, Sénégal, Sierra Leone, Tanzanie et Ouganda.

Les présentations ont été suivies de riches discussions portant sur un éventail de questions telles que : les raisons de l'évolution erratique des systèmes statistiques nationaux (SSN); la discontinuité du travail du fait des changements fréquents des directeurs des INS; l'insuffisance de personnel dans les processus d'élaboration

des SNDS et la nécessité d'avoir des professionnels de haut niveau comme coordonnateurs des SNDS; le besoin d'assister les pays dans les processus de la SNDS; le besoin de lier fortement les SNDS aux processus de la planification du développement dans les pays; le besoin d'avoir de directeurs d'INS hautement qualifiés dans le domaine du management; la question des secteurs dans la SNDS; le réalisme des SNDS au regard de la disponibilité des ressources; la rétention des statisticiens qualifiés dans les INS; l'importance de la recherche et développement (R&D) dans les INS; le déséquilibre dans le financement des bailleurs; et la nécessité d'évaluer les programmes de renforcement des capacités.

#### Principales conclusions et recommandations

L'atelier a pris bonne note et avec satisfaction de:

##### - La rationalisation des activités statistiques en Afrique

Les organisations régionales africaines ont enregistré de nouveaux progrès dans leurs efforts de rationaliser les activités statistiques en Afrique. Non seulement, elles travaillent sur l'harmonisation statistique mais également elles essaient d'avoir une seule série de données sur les pays africains tout en réduisant la charge de la compilation des données à travers l'initiative de la publication d'un annuaire africain conjoint.

##### - Financement des activités statistiques en Afrique

Le financement des SNDS a été la question clé pour la plupart des participants. C'est ce qui explique l'invite faite aux partenaires financiers et techniques de présenter leurs initiatives en matière de financement des activités statistiques.

##### • Banque africaine de développement

- la phase II du Programme de renforcement des capacités de la BAD mettra à la disposition des Etats membres US\$ 30 millions pour le biennium 2009-2010;
- un nouveau cycle du Programme de comparaison internationale pour l'Afrique (PCI-Afrique) débutera en janvier 2009 pour consolider les acquis du cycle du millénaire et fournir les données requises pour les travaux analytiques et de comparaisons au niveau mondial; et
- des programmes-pays permettront également de mettre à la disposition des INS des ressources financières à travers des composantes statistiques de ces programmes.

##### • Banque mondiale

- le Fonds fiduciaire pour le renforcement des capacités statistiques (TFSCB) et la Facilité de renforcement des capacités statistiques (STATCAP) continueront à être des instruments de financement des activités statistiques;

### III. STATISTICAL CAPACITY BUILDING / WORKSHOPS

- une nouvelle facilité appelée Facilité des statistiques pour des résultats (SRF) qui renforcera la batterie d'instruments de financement du développement statistique de la Banque, en Afrique en particulier.

#### • PARIS21

- des fonds seront encore disponibles pour l'assistance à l'élaboration des SNDS et pour le plaidoyer pour la statistique.
- Partenaires bilatéraux
- InWent continuera de supporter le renforcement des capacités statistiques en Afrique; et
- la Coopération norvégienne a élargi le nombre de pays qu'elle envisage de supporter en matière de développement statistique en Afrique.



## IV. STATISTICAL DEVELOPMENT - SELECTED AREAS

### Pour le développement d'un marché de la statistique en Afrique

E.M. Koffi-Tessio, STATNET

L'Afrique est le continent qui dispose de la base statistique la plus pauvre et où les données statistiques sont rares et difficilement accessibles. Lorsqu'elles sont disponibles, elles ne sont pas nécessairement fiables et par conséquent servent peu à la formulation des politiques économiques et sociales. Les politiques doivent alors dépendre des données produites par des institutions internationales telles que la Banque Mondiale (BM), l'Organisation des Nations Unies pour l'Agriculture et l'Alimentation (FAO) pour l'élaboration des politiques économiques et sociales.

La statistique a un coût et un prix. Le coût de production est souvent élevé et les pays font généralement appel aux bailleurs de fonds extérieurs, pour leur permettre de produire les bases statistiques. Mais une fois produites, elles deviennent un bien public et doivent être mises à la disposition de tout individu ou organisation à un prix pratiquement modique.

C'est d'ailleurs là «le piège» de la production statistique en Afrique.

Mais la statistique ne rapporte pratiquement rien au producteur et la garantie d'une production durable n'est de ce fait plus assurée.

Pour assurer la pérennité de la statistique en Afrique, deux voies sont offertes :

1. les Etats doivent investir davantage dans les statistiques, car la statistique doit être subventionnée étant donné qu'un pays, qui dispose d'une base statistique fiable, est plus apte à mieux cerner les problèmes de développement, à formuler de meilleures politiques économiques et sociales, à développer des projets et programmes pertinents, et dispose d'un acquis de connaissances pour planifier, anticiper et mettre en œuvre les programmes de développement;
2. il faut également susciter l'investissement privé avec pour conséquence que la statistique, tout en étant un bien public, sera soumise au principe d'exclusion par les prix. Les recettes générées pourraient alimenter les fonds de la statistique qui serviront à l'actualisation de bases de données existantes et la production d'autres statistiques dont le pays aura besoin.

Dans tous les cas, l'Afrique doit aller dans le sens du développement du marché de la statistique. Avec la crise financière actuelle, il est à craindre que les ressources financières à l'endroit de l'Afrique s'amenuisent. Le développement du marché de la statistique est

désormais incontournable et attrayant en ce sens que la statistique disposera désormais des fonds nécessaires à son autofinancement et à sa pérennité. La balle est dans le camp de l'Afrique, il faut la saisir.



### Towards Improving MDG reporting: United Nations Regional Commissions' Report to the Inter Agency and Expert Group on the Millennium Development Goals

Enrico Bisogno (ECE), Neda Jafar (ESCWA), Rayen Quiroga (ECLAC), Dimitri Sanga (ECA), and Christian Stoff (ESCAP)

#### Acronyms:

- MDG: Millennium Development Goals
- ECA: United Nations Economic Commission for Africa
- ECE: United Nations Economic Commission for Europe
- ECLAC: United Nations Economic Commission for Latin America and the Caribbean
- ESCAP: United Nations Economic and Social Commission for Asia and the Pacific
- ESCWA: United Nations Economic and Social Commission for West Asia
- UN: United Nations

According to a recent report from the five UN Regional Commissions, data for the Millennium Development Goals (MDGs) indicators are not yet available in many instances. In other cases, data is available at the national level, but it is not being used in the production of international estimates. Similarly there are data reported in the international sources referenced, as 'country data' yet are not available nationally. In others, there is an apparent discrepancy between national and international data and the reasons for these discrepancies are not well understood. These are some of the findings from a report the five UN Regional Commissions presented to the Inter Agency and Expert Group on MDG Indicators during its 14th session held in Geneva, Switzerland, from 28 to 30 October 2008.

#### Challenges in MDG monitoring

The Millennium Declaration has contributed to the observed increase in the demand for quality statistical information in many countries across the world. In Africa, the monitoring, evaluation, and tracking of progress or lack of progress towards attaining the Millennium Development Goals (MDGs) has not only put a lot of pressure on already weak and vulnerable National Statistical Systems (NSSs) but also provided them with the opportunity to develop their capacity to deliver the required information to monitor development initiatives.

## IV. STATISTICAL DEVELOPMENT - SELECTED AREAS

The international process put in place to collect and transfer the information aimed at monitoring the MDGs is a commendable initiative and has allowed for the cooperation between several stakeholders from national producers, via regional and international organizations, to the global database based at the United Nations Statistics Division (UNSD). In this regard, the Inter Agency and Expert Group (IAEG) on the MDG Indicators has also played a central role in the smooth functioning of the process of tracking progress towards achieving the MDGs.

Despite this commendable collaboration between countries and international organizations, many challenges still hamper the capacity of countries to report on progress or lack of progress made in reaching the MDGs. These include - and are not limited to - lack of data on some indicators, data discrepancies between national and international organizations, methodological issues, limited capacity, and limited statistical coordination within the NSS and between NSSs and international organizations.

The UN system as a whole has given high priority to strengthening national statistical capacities and providing more transparency in the way that international agencies impute data (ECOSOC, Official Records 2006, Supplement No. 4, E/2006/24). In line with this recommendation, as well as the Report of the Friends of the Chair on the MDGs indicators (E/CN.3/2006/15) and the Report to the Secretary General on Indicators for Monitoring the MDGs (E/CN.3/2007/13),



UN RCs representatives after a preparatory meeting for the IAEG. From left to right: Ms. Rayen Quiroga (ECLAC), Ms. Neda Jafar (ESCWA), Mr. Christian Stoff (ESCAP), Dr. Dimitri Sanga (ECA), Francesca Perucci (UNSD), and Mr. Enrico Bisogno (ECE).

it has been suggested that all UN Regional Commissions engage in a joint effort to address this issue and publish a report on the main causes for data inconsistencies. Such a report would also provide recommendations on how best to reconcile these inconsistencies within the MDG progress-tracking framework.

The five UN Regional Commissions jointly prepared a report that was submitted to the IAEG on MDG Indicators held in Geneva, Switzerland, from 28 to 30 October 2008. It describes data discrepancies between national and international sources, identifies the main reasons for such differences and suggests actions that can reduce them through improved mechanisms of communication and interaction at national and international levels.

### Summary of findings of the report of UN Regional Commissions to the IAEG

According to the report, data availability is an issue for a significant number of indicators. In some cases, data is available at the national level, but is not being used in the production of estimates. In others, there is an apparent discrepancy between national and international data and the reasons for these discrepancies are not well understood.

The report stipulates that insufficiencies and differences in data availability between national and international sources exist because of one or a combination of the following reasons:

- Because of insufficient statistical production in a considerable number of developing countries, international agencies use estimation, imputation and modeling to make up for data gaps of countries;
- Lack of communication between different national data producers. As a consequence some data may be communicated to international agencies but not to NSOs. The latter are not always considered as the coordinating body of NSSs;
- Malfunctioning of data collection systems of international agencies, which are not always able to capture all data available in countries;
- National bodies in charge of the MDG National Report do not fully exploit all available official statistics data and metadata;
- National priorities: some indicators are not regularly produced by national statistical authorities since they are not relevant in the national context. In addition, there is a need for capacity building for some recently introduced indicators;
- Delay in publishing results by NSOs can lead to lack of synchronization between dissemination of data and collection activities by international agencies;

Differences in indicator values between national and international sources exist at national and international levels for a number of reasons including:

- National data often remain unused by international agencies because they do not comply with data quality requirements set by international standards. In response to this

## IV. STATISTICAL DEVELOPMENT - SELECTED AREAS

deficiency, international agencies often impute and/or adjust the national data for international comparability reasons. This can also happen because countries do not always provide adequate metadata including transparent definitions, data sources, methods of computation and estimation;

- In many countries there is a lack of coordination among national data producers, which results in weak national reporting and dissemination of inconsistent or contradictory information to international statistical agencies;
- Differences in definitions adopted by national and international statistical bodies in the numerator variable, denominator variable or both; data can be different because the various components included in a statistical indicator can follow different definitions at the national and international level. Differences can be due to choices as to what is relevant or pertinent to measure. In other cases definitional differences exist simply because available data sources put limitations on data produced;
- Use of different sources. The most common example is administrative sources vs. Sample surveys. Different sources usually produce different data because underlying definitions differ, because of varying operational contexts or for both reasons. The use of different sources also leads to different periodicity of updates of data; reference periods of different sources can also differ (financial year, school year or calendar year) thus introducing a further cause for discrepancies;
- Different population estimates used at the national and international level. International censal and inter-censal estimation can diverge from national for different age-structure and other determinant values used. This can cause major differences when indicators are provided as rates;
- Differences in methodology: computation methods of indicators can vary, thus producing discrepancies between national estimates and those produced by international agencies.

To alleviate the above-mentioned problems, the report recommends, inter alia, the following:

- Improve national coordination in official MDG data reporting. This could involve establishing or reinforcing a national coordinating body on MDG indicators within each country. Involved parties should include the NSO, all national ministries/agencies producing MDG relevant indicators and the UN Country Team. An MDG focal point should be appointed within each NSO to coordinate this group. If requested, Regional Commissions could facilitate related activities;
- Create, at regional level, a monitoring mechanism on dis-

crepancies between national and international estimates used to compile MDG indicators. This should be carried out with a common methodology, agreed upon by the five Regional Commissions and UNSD. Reports on discrepancies should be produced for each region with regular periodicity;

- Where possible, develop national and regional MDG databases/data collections that contain the national and international data on MDG indicators, with related metadata. Make these databases available to all interested users. These databases/data collections should also include additional MDG indicators relevant at national and regional level;
- Technical assistance activities for NSOs in the field of MDG indicators should explicitly address the issue of discrepancies between national and international estimates. Such activities should take into account national needs and priorities and they should aim at strengthening collaboration between national and international agencies;
- In order to improve knowledge and understanding of data production methods used at international level, international agencies should improve accessibility to information on their data production methodologies, including information on unadjusted country data, data collection protocols, methods of estimation and adjustment;
- Each RC to appoint an MDG statistical coordinator. This person will coordinate activities on MDG indicators within the region and communicate regularly with other Regional Commission and the UNSD on MDG statistics related issues. It is recognized that Regional Commissions have limited capacity for MDG activities and additional resources may be required.

### The way forward

Building on the recommendations from the report, the five UN Regional Commissions worked out specific programmes for their respective regions. As part of these programmes and given the similarities of the problems they face in reinforcing the capacity of their member states to report on MDGs, the Regional Commissions worked out a set of objectives for their common work with the UNSD and UNDP to improve statistics for monitoring MDGs at national and international level articulated around three areas: strengthening the role of NSOs in the collection, review and dissemination of national MDG-relevant data; strengthening the regional dimension of MDGs; and statistical literacy and outreach of MDGs. The full report can be accessed from the websites of each of the five UN Regional Commissions.





## IV. STATISTICAL DEVELOPMENT - SELECTED AREAS

### Politique de renforcement des ressources humaines dans le Système Statistique Sénégalais – Programme de Formation pour les Services de Statistiques sectorielles

El Hadji Malick Diame, Agence Nationale de la Statistique et de la Démographie, Sénégal

La politique de ressources humaines devrait permettre notamment d'assurer les aspects suivants : la capacité d'évaluer les besoins en personnel; les normes et techniques équitables pour le recrutement; le déploiement du personnel et la mobilité; l'observation de l'équité dans la gestion des carrières; la formation et la motivation du personnel.

Actuellement, en ce qui concerne les agents de l'Agence Nationale de la Statistique et de la Démographie (ANSD), ils sont recrutés par le Directeur Général, en fonction de leurs capacités, selon le principe général de compétition. La gestion de ce personnel recruté revient directement à la Direction Générale de l'ANSD, qui est responsable des moyens pour la motivation du personnel, leur déploiement et la rotation des tâches de même que leur formation.

Concernant la gestion globale des personnels du Système Statistique National (SSN), il est recherché une meilleure qualité des ressources humaines. Cependant, à l'exception de l'ANSD, les autres services du SSN puisent leur personnel de l'effectif général de la Fonction Publique, ce qui ne permet pas toujours de disposer de professionnels de la statistique en nombre suffisant et de bonne qualité.

Alors, la statistique est souvent gérée par des non professionnels dans certains secteurs. Dans ces conditions, il est nécessaire de mettre en œuvre une politique stratégique, innovante et ambitieuse de gestion des ressources humaines, permettant de renforcer leurs capacités statistiques. Actuellement, une politique globale de ressources humaines du SSN n'est pas encore définie. Mais depuis 2006, l'Agence a élaboré et mis en œuvre une politique de gestion des ressources humaines dynamique et stratégique.

Dans le cadre réglementaire, les statuts du personnel et le Règlement Intérieur ont été validés par le Conseil d'Orientation de l'ANSD. Le livret d'accueil et le manuel de procédures sont en cours de validation. Des fiches de poste sont élaborées et constituent la base du système annuel d'évaluation de tous les membres du personnel. Les membres du personnel sont évalués par rapport à une fixation des objectifs issus de la stratégie de l'Agence. Une évaluation à mi-parcours est prévue en milieu d'année. L'exploitation des fiches d'évaluation permet l'élaboration du Plan de formation. L'Agence a mis en place un plan de formation pluri-annuel qui va permettre aux membres du personnel d'avoir les compétences nécessaires à l'atteinte des objectifs.

Comme prévu dans le cadre du Schéma Directeur Statistique (SDS), cette politique de gestion des ressources humaines devrait s'étendre à terme à l'ensemble du SSN dans un souci d'équité à l'endroit des acteurs du système et d'efficacité dans la production des statistiques. D'ores et déjà, des actions concrètes commencent à être menées dans ce sens, à travers l'organisation de sessions de formation en faveur des acteurs dans les secteurs clés de la statistique.

#### Actions relatives à la formation:

En 2008, des sessions de formation sur les statistiques sectorielles (santé, éducation, agriculture et élevage) constituent un des maillons de la chaîne de l'amélioration de la qualité de la production statistique.

L'objectif général est de renforcer les connaissances des acteurs du système statistique national (SSN) dans la production et la valorisation des données statistiques.

Les objectifs spécifiques visés sont les suivants : faire le point des besoins en informations pour la mesure des indicateurs, ainsi que les outils statistiques pour la formulation, le suivi et l'évaluation des politiques et renforcer les connaissances des acteurs du système de statistiques de la santé, de l'éducation, de l'agriculture et de l'élevage sur les techniques de production et d'analyse des données.

En ce qui concerne les résultats attendus à l'issue des séminaires, les acteurs des systèmes de statistiques de la santé, de l'éducation, de l'agriculture et de l'élevage devraient disposer des produits suivants :

- la liste les indicateurs pertinents devant faire l'objet de suivi dans les différents secteurs,
- la présentation du processus de collecte des données afférant aux indicateurs retenus (accès aux sources de données préexistantes ou enquêtes statistiques),
- les protocoles à mettre en place pour favoriser la production des données et le suivi des indicateurs.

Trois sessions de formation ont été programmées à savoir :

- Session 1 : les statistiques de l'agriculture et de l'élevage, pour 15 participants.
- Session 2 : les statistiques de la santé, pour 15 participants
- Session 3 : les statistiques de l'éducation pour 15 participants;

Les trois sessions ont été confiées à un cabinet spécialisé (prestaire), sous la supervision de l'ANSD et du régisseur du vo-

## IV. STATISTICAL DEVELOPMENT - SELECTED AREAS

let statistique du programme d'appui à la bonne gouvernance de l'Union européenne (PAPNBG). Pour chaque session, le prestataire a soumis pour approbation au comité de suivi, l'ensemble des documents de formation.

A l'issue de la formation, chaque participant a reçu sur CD Rom, une copie de la présentation PowerPoint des exposés généraux, copie des exercices et de leurs corrigés et l'ensemble de la documentation à laquelle les exposés et exercices peuvent renvoyer.

Deux sessions ont été organisées pour les statistiques de la santé et les statistiques de l'agriculture et de l'élevage. La session relative aux statistiques de l'éducation sera organisée à la mi-octobre.

Le processus sera poursuivi à la suite des audits de qualité des données qui seront menés dans les secteurs ciblés dans le SSN.

**Domaines de compétence ciblée par les formations réalisées ou en cours:**

La formation consiste à augmenter la capacité des acteurs du système statistique dans la production et la valorisation des produits statistiques.

Les contenus des formations ont couvert les points suivants :

1. Le concept d'indicateur et son application à l'agriculture et à l'élevage.
2. Les indicateurs de sécurité alimentaire et de vulnérabilité.
3. Les sources de données statistiques pour le calcul des indicateurs :
  - a. données administratives (nature, périodicité, qualité);
  - b. données d'enquête : (nature, périodicité, aperçu sur les techniques d'enquête);
4. Les méthodologies de collecte des données.
5. L'identification de pistes pour l'amélioration de la qualité des données.
6. L'identification des indicateurs pouvant faire l'objet de suivi et le protocole pour leur suivi.
7. La mesure de l'efficacité de la politique agricole.
8. La mesure de l'efficacité de la politique de l'élevage.

L'innovation en 2009 serait de mettre en œuvre un programme de Gestion Prévisionnelle des Emplois et des Compétences en commençant par l'ANSD. La mise en place d'un logiciel de gestion des ressources humaines performant permettra d'avoir un système de reporting efficace pour une meilleure orientation et prise de décision dans ce domaine.

La création au sein de l'ANSD de l'Ecole Nationale de la Statistique et de l'Analyse Economique (ENSAE-Sénégal) offre des possibil-

ités de former des cadres pour combler le déficit dans le respect des conditions requises pour assurer une production statistique de qualité. L'ouverture de l'Ecole est en cours de préparation pour l'année scolaire 2008-2009.

Rappelons que les producteurs à former devront satisfaire à « l'approche clientèle » qui résulte de la prise en compte des besoins des utilisateurs de statistiques et qui est le facteur de changement le plus puissant qui entraîne toutes les autres transformations nécessaires à la pérennisation du SSN. La mise en œuvre d'une telle approche requiert une appréciation correcte des besoins par le SSN. Ce qui suppose une nécessaire coopération avec les utilisateurs de l'information statistique qui représentent le côté demande.

Il s'agira de créer les conditions pour satisfaire aux besoins d'information à tous les niveaux pour le suivi du Document de stratégie de réduction de la pauvreté (DSRP), des Objectifs du millénaire pour le développement (OMD); la planification, le suivi et l'évaluation des programmes de développement (DSRP, cartographie de la pauvreté, décentralisation, programmes sectoriels éducation, santé, égalité équité de genre...); la bonne gouvernance (équité dans l'attribution des ressources, élections); l'élaboration et l'actualisation des systèmes d'information géographiques (recensement des infrastructures collectives,...) et l'actualisation de la base de sondage des enquêtes (Enquête démographique et de santé (EDS), MICS...) et les bases de données nationales.



## IV. STATISTICAL DEVELOPMENT - SELECTED AREAS

### Compiling the Index of Industrial Production (IIP) in Uganda

Imelda Atai Musana, Uganda Bureau of Statistics

#### Introduction and Background

The Index of Industrial Production (IIP) is a positive number that indicates the changes in quantity of production in the production sector in each period. The compilation of the IIP in Uganda, also referred to as the IIP-Main, dates back to the 1960s and the 1970s. During that time quantity data was collected from 44 manufacturing businesses establishments out of the 700. This data was then transferred to the East African Community Statistics Offices for computation of the IIP. Production of the first published IIP in Uganda was done in June 1989 by the then Statistics Department in the Ministry of Finance, Planning and Economic Development. The base period of this index was 1988 and this was a monthly index released quarterly with annual summaries provided at group and sub group level. This index covered close to 200 businesses located mainly in the industrial belt of the country and it was computed using the Laspeyres quantity index, although in a few cases deflated values were used. The index was then rebased to the fiscal year 1997/98.

The Index of Major Manufacturing (IIP-Major) on the other hand, was started in 1988 as part of the IIP. It was limited to only 20 establishments manufacturing homogeneous products namely Sugar, Beer, Soft Drinks, Cigarettes, Textiles, Cement, Electricity, Laundry Soap, Edible Oil and Metal products. The IIP-Major was an index aimed at giving a monthly snapshot of the manufacturing sector.

Over the years, however, the IIP-Main has not been representative of the manufacturing sector due to among other things: closure of business establishments; opening of new businesses establishments; introduction of new products in the market; businesses proprietors finding it increasingly difficult to provide quantity data and the need to review the current weighting pattern. This therefore made it imperative to upgrade the IIP to reflect the current economic status.

#### Current Status

Given this background, the Uganda Bureau of Statistics (UBOS), in line with national and international statistical requirements initiated the review of the current IIP looking at the expansion of coverage, improvement/change in methodology, inclusion of products and rebasing among others. The review focused on development of a new index, an Index of Production (IoP) to replace the IIP Main.. The main objectives of the review were to:

- Produce appropriate and up-to date indices required for the National Accounts and are acceptable both locally and internationally.
- Explore the use of VAT data as a means of compiling an IoP
- Provide for quality adjustment, reweighing, rebasing and chaining Expansion of coverage of the index to include other Categories of the International Standard Industrial Classification (ISIC) other than only manufacturing; in line with the UBOS and United Nations Statistics Division (UNSD) expansion plan.

#### The Index of Production (IoP)

The IIP-Main was as such reviewed and is now referred to as the IoP although it still covers the Manufacturing sector only, plans are underway to expand it to include Utilities, Mining and Quarrying and the Hotels Sector. The method of compiling the index has changed such that presently sales/turnover data is used deflated by an appropriate Producer Price Index (PPI). The introduction of the PPI in 2004 provided the opportunity to switch to deflating sales/turnover data. This method is far easier to handle than the traditional quantity based indices. The difficulty with the latter is how to introduce new items and what weight to give them. Using the sales data automatically covers new products because they can just be added in. The index was also rebased to the 2002 prices based on the data from the 2000/2001 Uganda Business Inquiry.

The PPI being produced is an output index for the manufacturing sector that measures changes in prices received by producers. It is a monthly index produced quarterly and therefore makes it appropriate to be used as a deflator in the compilation of the IoP. The process of computing the IoP involves compiling a Sales/Turnover value Index and the PPI for Manufacturing. Thereafter the Sales Value Index is divided with a corresponding PPI for a given sector. The formulae below show the process.

#### The Value Index

..... (i)

$$V (0, t) = \left( \frac{V_t}{V_0} \right) = \frac{\sum p_t * q_t}{\sum p_0 * q_0}$$

Where s is the previous period and t is the current period  
 Vt = Sales value or Turnover value in the current period  
 Vs = Sales value or Turnover value in the previous period

## IV. STATISTICAL DEVELOPMENT - SELECTED AREAS

### Laspeyres Producer Price Index

$$P_I(t) = \sum w_0 * \left( \frac{P_t}{P_0} \right)$$

where  $w_0 = v_0 / V_0$  ..... (ii)

We are the weights compiled from the Gross Output data obtained from the 2000 Business Inquiry;  $P_t/P_0$  is the price relative of the price of the product  $i$  in the current period compared to the base period. However the modified Laspeyres index is used in calculating the indices which involves calculating the price relatives for successive period and as such there is no fixed price reference period. The advantage is that it is possible to introduce new items and substitute new items in the compilation of the index. This formula is then adjusted such that the index is computed using monthly updated weights.

$$P_I(t) = P_I(t-1) * \sum w_{t-1} * \left( \frac{P_t}{P_{t-1}} \right) \dots\dots\dots (iii)$$

where  $w_{t-1}$  are the price-updated weights and equal to

$$w_{t-2} * \left( \frac{P_{t-1}}{P_{t-2}} \right)$$

This formulation is identical to the base weighted Laspeyres, with the additional advantage that the price-updated weights may be replaced by new ones, thus making the index a chained Laspeyres.

### The Quantity Index or the Index of Production (IoP)

At basic heading level, the IoP is now computed as a ratio of the Sales Value Index and the PPI:

$$Q_p(0,t) = \frac{V(0,t)}{P_I(0,t)}$$

$$Q_p(0,t) = \left( \frac{V_t}{V_0} \right) / \sum w_0 * \left( \frac{P_t}{P_0} \right)$$

$$So Q_p(0,t) = \frac{\sum P_t * q_t}{\sum P_0 * q_0} / \frac{\sum P_t * q_0}{\sum P_0 * q_0} = \frac{\sum P_t * q_t}{\sum P_0 * q_0} \dots\dots\dots (iv)$$

This is an implied Paasche quantity index (chained if the PPI weights are revised).  
Where;

$Q_p(0,t)$  is the Index of Production at a basic heading level in the current period,

$V(0,t)$  is the Value Index in the current period, and  $P_I(0,t)$  is the Producer Price Index in the current period.

However for a few products, quantities are still being used to compute the IoP and these include Coffee, Tea, Ginned Cotton, and Tobacco Products. This is because there are subject specific authorities that compile quantity data from all businesses in the said sectors, and as such are able to readily provide the quantity data required for the index computation.

These new basic heading indices start from the third quarter of 2004. So they were then linked to the former series in 2004/05. Finally the basic heading Indices of Production are aggregated using the classic Laspeyres formula, using value added weights (price-updated to the base period 2002).

### Challenges

In order to compute the IoP, monthly sales data is obtained from businesses. Data collection of sales data from businesses is a challenge because some businesses are not always willing to provide the data. The UBOS is thus exploring the use of turnover data as compiled by the Uganda Revenue Authority (URA) through the Value Added Tax (VAT) returns. The challenge is ensuring that the data is obtained regularly; this requires existence of Memorandum of Understanding (MoU) with the URA to ensure regular provision of the data.

A further challenge of VAT data is that some business establishments that undertake more than one activity file one VAT return to the URA. This poses a challenge because there will be need to ascertain the actual turnover figures for each of the specified activities so as to properly allocate the sales to the right sector. There will, therefore, be a need to re-visit the business to obtain these ratios. In order to compute the IoP, the PPI has to be compiled in a timely manner at regular intervals. The challenge is to ensure readily and regular availability of funds for the data collection exercise and data processing of the price data.

### Conclusion

Despite these challenges, computing the Index of Industrial Production, now called the IoP, using the deflation approach is not alone more friendly, (it is much easier to take into account of new products/businesses) but also internationally accepted and I would urge statistical offices to explore this method.

### Acronyms

- IIP Index of Industrial Production
- IoP Index of Production
- ISIC International Standard Industrial Classification

## IV. STATISTICAL DEVELOPMENT - SELECTED AREAS

MoU Memorandum of Understanding  
 PPI Producer Price Index  
 UBOS Uganda Bureau of Statistics  
 URA Uganda Revenue Authority  
 VAT Value Added Tax

### References

- i. International Monetary Fund 2004. **Producer Price Index Manual, Theory and Practice**
- ii. Uganda Bureau of Statistics 2005. **Monograph for Producer Price Index, Manufacturing**
- iii. United Nations New York 1990. **International Standard Industrial Classification of All Economic Activities, Third Edition**



### Improving the collation, availability and dissemination of MDG data: Pilot Project: Liberia case study

Petra Nahmias, DFID (U.K.)

The overall objective of the project is to improve the national and global MDG monitoring by (a) understanding and reconciling discrepancies between country MDG data and international MDG data and b) strengthening the existing data transfer mechanisms among country data producers and between countries data producers and international agencies to ensure that all available data at the country level are duly reported in the international databases. Liberia is one of the five selected pilot case study countries and a team comprised of representatives of the United Nations Statistics Division, the Africa Centre for Statistics at the UNECA and the UK's Department for International Development visited Liberia on the 17/11/2008 to 21/11/2008.

Liberia's national statistical system (NSS), along with other government activity and infrastructure, was all but destroyed during the years of conflict. Since the end of hostilities in 2003 and the creation of the Liberia Institute for Statistics and Geo-Information Systems (LISGIS) in 2004, significant work has been undertaken, in particular a Demographic and Health Survey (DHS), a Core Welfare Indicators Questionnaire (CWIQ) and a National Census. Furthermore, a National Strategy for the Development of Statistics (NSDS) was adopted in 2008 and is currently being implemented, outlining a framework for rebuilding statistical capacity and strengthening coordination between data collecting agencies until 2015. The availability of evidence on which to base the Poverty

Reduction Strategy (PRS) activities has been highlighted by the President as a priority area.

The team met with officials from LISGIS, line ministries responsible for MDG data generation and international agencies responsible for MDG data reporting. In addition, the UNDP arranged for a trip for the team to visit a Millennium Village Project in Bong County and the team were interviewed by a local radio station on the mission's aims and findings. At the end of the mission, the team reported its findings and recommendations back to LISGIS.



From left to right: Ms. Maria Marthino (UNSD), Mr. Prince Diasee (LISGIS), Mr. Ohyndis (LISGIS), Ms. Margaret Mbogoni (UNSD), Dr. Dimitri Sanga (ECA), and Petra Nahmias (DFID) on their visit to the Kokoya Millennium Village Project

After working in the country for a week, the team was able to obtain a picture of the current situation of the national statistics system in Liberia. Overall the team was very impressed by the level of commitment and dedication displayed by the people that they met with. LISGIS is fortunate in that it receives support for its activities from the highest political echelons who are aware of the need for good quality and timely statistics. Like the team, international agencies in Liberia felt positively about the potential of LISGIS and the work it is carrying out given the constraints and challenges that it is facing. The team noted that LISGIS is beginning to decentralise and open regional statistics offices in the fifteen counties although the system is currently very centralised. The PRS is driven by MDG indicators but the national statistics system needs to identify resources to monitor the PRS and to review the instruments used. A technical committee exists to ensure that statistical activity is in accordance with the PRS and sampling frames are not released unless there is compliance. The LISGIS building is inadequate and dilapidated; they will be moving to a renovated government building in central Monrovia. A National Data Archive exists (with funding provided by PARIS21 and the Accelerated Data Program) but it is not used to full potential and there is insufficient recording of metadata.

Based on the team's assessment of the Liberia's national statistics system, the following challenges were identified.

## IV. STATISTICAL DEVELOPMENT - SELECTED AREAS



Setting up baseline information for the Health Centre

### 1. Trained personnel.

While the team was impressed with the dedication and level of understanding of the key personnel that they spoke with at both LISGIS and the line ministries, nearly all interviewees indicated that training was desperately needed and that the lack of human capital (both in terms of specialised training and more generic skills) was a severe constraint on statistical activity. Although this is a problem in Monrovia, it is even more acute in the counties. Since the NSS is highly centralized, the critical lack of human capital outside of Monrovia is a serious threat to the ability of the NSS to gather sub-national data.

### 2. Infrastructure.

There is an extremely limited public supply of electricity that is restricted to a small number of places in Monrovia. Most buildings and organisations in Monrovia and all activities outside of Monrovia are reliant on expensive individual generator supplied electricity for power which represents a serious constraint on expanding activity. ICT is limited in Monrovia and almost non-existent outside. There are very few phone/fax lines, with most telecommunication dependent on cell-phones with some counties having limited cell-phone coverage. Due to the lack of landlines, internet and email is very important for communication. LISGIS and some line ministries have internet access. However, the internet connection is very slow and not sufficient for the transfer of even the limited data currently being generated. Roads are in extremely bad condition. The more isolated counties are difficult to reach from Monrovia and many areas are effectively cut off during the rainy season. This makes data collection in the counties challenging.

### 3. Dependence on external resources

LISGIS's activities are heavily funded by external agencies. While it is hoped that the government revenue will increase as the economy expands and the government can then support statistical activity, this may be optimistic in the medium term. The large statistical projects such as the census, CWIQ and DHS are mostly dependent

on external funding and technical assistance. It is not clear the extent to which these projects are building capacity within LISGIS..

The team made the following recommendations to LISGIS at the end of the mission:

#### 1. Sustainability

- a. When LISGIS uses consultants, they need to ensure that consultants also build capacity
- b. Methodologies and metadata of all data sources (fully using the resources of IHSN and ADP) should be documented
- c. Continuity of essential knowledge (e.g. training more than one staff member in administering Liberia info database)

#### 2. Coordination

- a. Continuation of coordination with line ministries and development partners especially as activities expand
- b. Make sure LISGIS and all relevant partners are involved in future MDG reports
- c. Establish one central repository of PRS/MDGs data managed by LISGIS
- d. Promote in line ministries use of PRS indicators and Liberiainfo (or other agreed upon dissemination instrument)

#### 3. Effective transmission of data

- a. Ensure compatibility of databases in line ministries: use common format and language
- b. More use of IT and internet for data transfer and dissemination as the infrastructure improves

#### 4. Decentralization

- a. LISGIS should take the lead in building statistical capacity in the county statistical offices

#### 5. Improve data quality

- a. LISGIS should take the lead. Ideally, LISGIS should assess quality of data and identify any problems although LISGIS will need assistance to build the capacity to do so.



## IV. STATISTICAL DEVELOPMENT - SELECTED AREAS

### Paying Tribute to Antoine Simonpietri, Manager of PARIS21 Secretariat

Ben Kiregyera and Awa Thiongane, African Centre for Statistics

The 6 November 2008 meeting of the Steering Committee of the Partnership in Statistics for Development in the 21st Century (PARIS21) Consortium gave Africa the opportunity to pay tribute to PARIS21 Secretariat manager, Antoine Simonpietri who is leaving his current position to take another one in the World Bank.

Mr. Simonpietri used to state that statistical development is not only a technical issue but rather a development one. With this conviction, slung across the shoulder, he went through the African, Asian and Pacific and Latin-American continents as well as through the European countries in transition to make the case the importance of statistics for development results. The founders of PARIS21 have appreciated that he embraced this challenging work at the dawn of the 21st century using a strategic approach and that his contribution will last for the years to come.

Because Africa has benefited most from PARIS21, the Statistical Community in Africa has noted with great appreciation the contribution of PARIS21 to statistical development in Africa and the singular commitment of Antoine to this beyond his call of duty. Therefore, through the African centre for Statistics, the African Statistical Community awarded to Antoine Simonpietri a Certificate in recognition of his service to Africa through PARIS21.



Ben Kiregyera presenting the Certificate to Antoine Simonpietri in the presence of Pali Lehohla, Co-Chair of the PARIS21 Steering Committee

The Certificate reads,  
The African Centre for Statistics at the United Nations Economic Commission for Africa presents this certificate to Mr. Antoine Simonpietri, Manager of PARIS21 Secretariat, on behalf of the African Statistical Community, in recognition of his immense contribution to the development of statistics in the African Region.

In the citation he read, Prof. Kiregyera recalled the time when Antoine was appointed Manager of PARIS21. "The feeling was that PARIS21 should not become another organization but rather that it should remain a consortium with a skeleton Secretariat, and that it should focus on statistical advocacy to be rolled out through sub-regional workshops". He noted that "seven years on, all this has changed". He said, "The concept of statistical advocacy has been broadened and given deeper meaning; PARIS21 is now assisting countries directly; the Steering Committee has been expanded; the Secretariat has been expanded; and PARIS21 has taken on a life of its own – Antoine has been part of all these developments".

On a personal note, he recalled "agonizing days during the winter of 2003/2004 when Antoine, Tony Williams, Graham Eele and myself tried to conceive the NSDS and its processes. It was not easy. Even agreeing on an appropriate name was very difficult. Now the NSDS has become a major tool for Statistical Capacity Building and Statistical Development in developing countries".

Then, on behalf of the PARIS21 Steering Committee, Ms. Shaida Badiee, the Director of the Data Development Group at the World Bank made a speech to also pay tribute to Mr. Simonpietri and offer a memento to him.



Ms. Shaida Badiee presenting a memento to Antoine Simonpietri

She stressed the fact that everybody in the Steering Committee learnt from Antoine's positive thinking, his forward-looking approach, and his passion for advocating for statistics.

Mr. Simonpietri, on receiving the Certificate and the memento, said that it has been a privilege for him to have had the opportunity to work with all of the people represented at the meeting. He thanked all for the excellent support extended to him during his tenure. He recalled that he has a strong feeling of belonging to that African Statistical Community as he worked in Africa at the early stage of his career.

□

## IV. STATISTICAL DEVELOPMENT - SELECTED AREAS

### Database Development in West African Countries

Samba Kanoute (ECOWAS), Babatunde Akindele (ECOWAS) and Molla Hunegnaw (African Centre for Statistics)

#### Background

The ECA statistical database platform (StatBase) has been developed in-house to facilitate collection, storage and dissemination time-series data. The database platform is based on web technologies and is an efficient and effect tool to compile and disseminate statistical data. It is a generic platform which can be implemented at country, sub regional or regional levels.

The database platform also provides an integrated solution for statistical data and metadata collection, storage and dissemination and security. The platform embraces latest and state-of-the-art web tools and technologies.

ECA is mandated to support countries in statistical data management activities. ECA is therefore involved in a number of assistance missions to sub regional offices and countries. In this regard, Economic Community of West African States (ECOWAS) with technical assistance from ECA conducted assistance missions to install the platform in three ECOWAS member states (The Gambia, Liberia and Ghana). The mission members included consists of Mr. Kanoute and Mr. Akindele from ECOWAS and Mr. Hunegnaw from UNECA.

#### Objectives

The main aims of this mission were to train staff in countries in the use of the platform and implement the platform for collecting, publishing and disseminating respective countries statistical data.

#### Activities undertaken

ECOWAS is aiming at streamlining statistical data exchange and dissemination among the 15 countries. In this regard a set of indicators have been defined for statistical data dissemination and comparison among the member states.

The database platform was planned to be installed in five countries in 2008 and the rest of the countries in the following years.

With technical assistance from ECA, the installation of the platform in the first phase in three countries was done from October 20 to November 7. ECOWAS has also done installation to two more countries (Togo and Guinea) from 24 November to 5 December 2009.

The first country visited was the Gambia. The mission it was started by introducing to staff to the database functionalities and the ECOWAS set of indicators. Emphasis was given to the existing data migration to the platform. The database platform was installed at a local server in the Gambia Bureau of Statistics (GBOS) and a public server organized by ECOWAS secretariat to consolidate and disseminate all countries statistical data. The local installation is an intranet version of the platform which helps to compile data efficiently to avoid internet delays and breakdowns. The compiled data in the local server will then be regularly uploaded to the ECOWAS public server.

Customization on the country's installation was also made in respect of coverage of statistical data on parameters like area coverage, periodicity, and indicators according the demand of the country.



Mission members and GBOS staff in charge of StatBase implementation

Next the installation of the platform was done in Liberia. The team did introduction to the platform as it was done in the Gambia as well as on the set of indicators. The database also installed at a local server as well as on an ECOWAS public server.



Mission members and Liberia Institute of Statistics and Geo-Information Services (LISGIS) staff in charge of StatBase implementation

The last where the platform installed was Ghana. In Ghana, after



## IV. STATISTICAL DEVELOPMENT - SELECTED AREAS

installation of the database some data were also uploaded to the platform.



Mission members and Ghana Statistical Services (GSS) staff in charge of StatBase implementation

### The way forward

The installation of this database platform will continue for the rest of the countries in 2009. In addition, this technical support from ECA will be strengthened to support ECOWAS countries in the use and implementation of the platform in countries.

It is suggested that new features like geo-spatial presentation of data as well as basic data analysis are undertaken in countries. ECA will act on these demands swiftly.

The most important issue stressed was the regular update of data in the platform. It was agreed in all countries that data will be uploaded regularly.



### Towards better international economic classifications in Africa

Tim Jones, Consultant, Uganda Bureau of Statistics and the National Institute of Statistics of Rwanda

#### Introduction

At a recent meeting in Addis Ababa<sup>1</sup>, African countries were urged to adopt both the new Revision 4 of the International Standard Industrial Classification (ISIC4) for coding activities and Version 2 of the Central Product Classification (CPC2) for coding products. Countries were told there was "...an urgent need for the development of national classifications in compliance with the international classifications ... to enhance the quality and efficiency of social and economic statistics in our countries."

But these are very detailed classifications. They are structured (for aggregation purposes) in a way that is suitable for highly developed countries. Neither the detail nor the structure are necessarily relevant for small African economies or for making comparisons between them. In particular, the idea that African countries should adopt **both** the new ISIC4 **and** the closely related (but different) CPC2 will meet with difficulties as shown below.

The international Classification of Individual Consumption by Purpose (COICOP) also needs radical attention. This is the scheme used in the International Comparison Program (ICP) and recommended internationally for structuring a consumer price index (CPI). Its present structure has several shortcomings, not only for African countries, including too many categories at each level. This is also covered below.

#### International Standard Industrial Classification (ISIC)

ISIC is one of the oldest international classifications, well known and widely used. Revision 3 was made available about 20 years ago. From 9 major categories in Rev2, Revision 3 had 17 "Sections", represented by the letters A to Q and a structured four digit numeric code describing nearly 300 "Classes". The first two digits allow for aggregation into 60 "Divisions".

The new Revision, ISIC4, is based mainly on work done in North America in the 1990s. It has several appealing features, most notably in the recognition of information and communication services in a new Section. However, there are unattractive aspects. One is that Revision 4 is more detailed than ever. The previous structure has been retained, with letters now extend from A to U with over

<sup>1</sup>UN Workshop on International Economic and Social Classifications, 3-6 November 2008 <http://unstats.un.org/unsd/class/intercop/training/eca08/eca08-2.asp>

## IV. STATISTICAL DEVELOPMENT - SELECTED AREAS

400 4-digit Classes and 88 2-digit Divisions. Even in developed countries, national accountants are not happy with the proliferation of categories.

A more serious issue for practical purposes is that almost every code has a different meaning, although the codes look the same. For example, Section A now covers fishing as well as agriculture. Section H was hotels and restaurant services but is now transport and storage. Manufacturing of tobacco products was Division 16, now it is 12. Division 13 was mining of metal ores, now it is manufacturing of textiles, and so on. Far from improving the quality of socio-economic statistics in Africa, the transition from ISIC3 to ISIC4 is likely to cause endless confusion, unless it is very carefully managed. To give an example, several African Revenue Authorities use ISIC Rev3 to classify their taxpayers for statistical (and, to an extent, operational) purposes. A 4-digit code is entered in the database. Tax collection being their main priority, some Authorities might fail to realise the problem. Unless they are provided with the necessary tools, they might start coding new taxpayers using the new ISIC4 codes **without changing the coding of all the existing ones**. Some of the coding may be questionable now, but this confusion would be disastrous.

To overcome this problem, the new codes to be used in practice must have some distinguishing feature, such as the inclusion of the alpha character. This would provide an additional validity check. Data capture is more efficient when only numeric codes are used, but in this case the quality issue has overriding importance.

By default, ISIC4 will be used as it is (without amendment) for international comparisons within Africa. But small African economies are very different from those in the "North". Four hundred or so categories are far more than is needed. And the structure of ISIC4 provides aggregations at 2-digit level that are not the most relevant for the region. Evidence that this is so can be seen in the categories often used by African countries to publish statistics of GDP by activity. They are neither pure ISIC nor harmonised.

### Central Product Classification (CPC)

The CPC was introduced less than 20 years ago. It serves a purpose especially in terms of defining services at a detailed level (goods are defined by the Customs Harmonised System (HS)). Although closely aligned to the activity that normally produces the item, there are differences. In particular the CPC 5-digit codes do not usually provide any indication of the activity code. For example, tobacco manufacturing is to be coded 1600 in ISIC3, but tobacco products are 25010 in the CPC1.1. Thus, if CPC were used for coding products and ISIC for activities, coding staff would have to learn two complex systems instead of just one.

There may be some theoretical reasons that justify the difference, but in practice it merely complicates. It is unclear which (if any)

countries in the world actually make operational use of the CPC either for coding products or as a useful way of presenting product based information. Some countries may have used it in compiling a supply-use table (SUT) because the System of National Accounts (SNA) recommends it, but experience has shown that this actually has disadvantages. It makes it less easy to reduce an SUT-style rectangular intermediate consumption matrix to the classic square (invertible) input-output table. Thus the EUROSTAT national accounting software (ERETES) requires products to be classified **within** activity categories.

### Classification of Products by Activity (CPA)

Countries in the European Union do not use the CPC. They use the CPA, a combined activity and product 6-digit classification. The first two digits are identical with ISIC3. The first four digits are identical with NACE, the European classification of activities, and very similar to ISIC. The final two digits define products. In the year 2000, Afristat Member States adopted a similar activity-product nomenclature linked to ISIC3 drawing "inspiration" from the CPC. Because of this initiative these countries have no use for the CPC. The Afristat system is detailed, but it avoids the need to learn and manage two separate coding systems.

### Ugandan experience

When setting up the Producer Price Indices for Manufacturing in 2004, UBOS started coding products by Central Product Classification (CPC). The codes were not used during any processing, so coding errors did not matter. Now, however, UBOS is using product codes in a new processing system. It was decided to use the Classification of Products by Activity (CPA) as opposed to the CPC. Whereas the CPC has no direct relationship with the ISIC, with the CPA it is easier either to find the correct code for a particular product within an industry group or to deduce the industry which a product belongs to.

### Example of CPC and CPA Codes for Selected Products

Business	ISIC3 (4-digit)	Product Name	CPC Code	CPA Code
A Butcher	1511	Beef Fillet	21111	151111
		Boneless Goat's Meat	21117	151117
		Chicken Burger	21121	151211
Butcher No 2	1511	Tilapia Fillet	21210	152011
		Lamb Mince	21115	151115
		Minced Beef	21131	151111
Oil producer	1514	Pork Sausages	21132	151113
		Ordinary cooking oil	21630?	154211
		Tamu Bakers fat	21640?	154212

## IV. STATISTICAL DEVELOPMENT - SELECTED AREAS

		Shamba cotton seed meal	21820	157110
Another	1514	Sun Flower Oil	21650	154211
		Sun Flower Cake	23310?	157110

**Notes:** The ISIC code refers to the main activity of the business (which may be involved in more than one). The question marks in the CPC codes indicate doubtful coding. Only the first five digits of the CPA code is used in the new processing system. (I am indebted to Mrs Imelda Atai for this table.)

A simple way to develop such a CPA system, based on ISIC4 and CPC2, would be to identify the most relevant ISIC4 code for each CPC2 item, and add two digits. However it would be highly desirable to simplify further by combining categories in areas that are not relevant to Africa as well as by including specific products that are relevant to the region.

Such a scheme could allow for national variations at a detailed level. Correspondence tables would be needed to convert the existing ISIC3 codes into those of the new scheme and to translate the codes of the new scheme to ISIC4 (at a suitably high level of aggregation) for global reporting purposes.

### Classification of Individual CONsumption by Purpose (COICOP)

As mentioned above, COICOP is the international classification used internationally as the key classification in the International Comparisons Programme (ICP). Countries are expected to use it for classifying the items priced in compiling a consumer prices index (CPI). It is also recommended in the SNA for classifying household expenditure on products by purpose. This is in addition to the need to classify it by CPC or by ISIC (the industrial origin) or, better still, a CPA, for the purpose of compiling an SUT.

That COICOP was not suitable for ICP-Africa was implicitly recognised before the work started on the 2005 round. Perversely, this meant **adding** 50 extra categories to the global categories thus adding complexity in the region least endowed with the resources to handle it. Why can't a simpler COICOP be devised to which **developed** countries could (if desired) add complexity?

Even at the global level, COICOP is outdated. But it seems there is no immediate plan to revise it. The categories for expenditure by households are organised in 12 Divisions and 47 Groups. Its present structure has several shortcomings, especially (but not only) for African countries. For instance, out of the 47 Groups, **only one** is for food consumed at home which accounts for around half of the total weight in African CPIs. Expenditure on prostitutes' services is given equal status. (What special interests in this subject can possibly justify a separate category **at this level**?) COICOP needs to reflect the new information technology in the way ISIC4 does, and

there are several other anomalies.

While it would not be feasible to revise COICOP in time for the next round of the ICP, a new version of COICOP suitable for both Africa and the rest of the world could be available by 2015, say.

### The way forward

In general, African Statistical Offices do not have the resources either to influence the development of the international classifications or to do more than make minor adjustments to them. On the other hand the United National Statistics Division has to consider global requirements, driven by the large economies. Action is needed at regional level.

A regional project could be initiated. The goal would be to enable African countries to produce economic statistics in categories relevant to international comparisons within the region, while remaining linked to the (much less suitable) global standards.

The purpose of the project would be to adapt ISIC4 to African needs, including its use for classifying products as well as activities. The new scheme could be known as the African Classification of Products and Activities (ACPA). It should develop the necessary correspondence tables and tools for (automatically) converting from ISIC3 to ACPA, and from ACPA to ISIC4 (and CPC2, if required for global reporting purposes). Thereafter, it should provide practical assistance to countries to implement ACPA within the next 4-5 years. It should also develop ideas to influence strongly the (global) revision of COICOP primarily geared towards small economies for adoption by 2015 and subsequent implementation by the year 2020. Meanwhile, perhaps it would be sensible for African countries to continue to use ISIC Revision 3 at least for the next two years while the new ACPA is developed.

The new SNA 2008 will soon be available (in two huge volumes).



Tim Jones explaining a point in a Rwandan workshop

A version of the system suitable for small economies would also be useful. But that is another story.

## IV. STATISTICAL DEVELOPMENT - SELECTED AREAS

### IPUMS Census Microdata News: African Researchers Win Prizes and More

Robert McCaa, Minnesota Population Center (USA)

**IPUMS Prize.** The 2008 IPUMS integrated census microdata prize for best research paper was awarded at three levels: senior, junior and student. The award consists of round-trip air and expenses to present the paper in the University of Minnesota Seminar Series, a cash prize of US\$250, and an official plaque. The IPUMS Prizes for 2008 are:

- Senior: **Dr. David Lam and Leticia Marteleto** (Institute of Social Research, University of Michigan) for the paper "Stages of the Demographic Transition from a Child's Perspective: Family Size, Cohort Size, and Children's Resources" (Population and Development Review, Vol. 34, No. 2 (2008): 225-252). Paper to be presented Feb. 23 by Dr. Lam.
- Junior: **Dr. Kevin J.A. Thomas** (Department of African and African American Studies, Penn State University) for "The human capital characteristics and household living standards of returning international migrants in Eastern and Southern Africa" (International Migration, forthcoming). Paper to be presented Feb. 16. Dr. Thomas is a citizen of Sierra Leone.
- Student: **Claire Chase, Tobenna Anekwe, Jeremy Barofsky, and Farzadfar Farshad** (Harvard University School of Public Health), "Economic Effects of Malaria Eradication: Evidence from an Eradication Experiment in Kigezi, Uganda," Paper presented Feb. 2 by Mr. Barofsky. Mr. Tobenna Anekwe is a citizen of Uganda.

**2009 IPUMS Prize Competition.** The 2009 prize competition deadline for submission of papers using integrated census microdata is July 1. Papers may be published, forthcoming, or accepted by a professor in partial fulfillment of requirements for a graduate level class in statistics, demography, or any allied field of study. Papers published in any language may be submitted, but only those accompanied by an author-approved English translation can be considered by the panel of judges. The competition is restricted to papers based on integrated census microdata available from the IPUMS website or through any of the participating national statistical offices.

**National Science Foundation (USA) renews IPUMS funding through August 2014.** The IPUMS-International project received "top funding priority" by the review panel of the National Science Foundation (USA) for a third five-year cycle of continued funding.

In the first 10 years, the IPUMS project preserved microdata of some 250 censuses, representing more than 100 countries. High precision samples and comprehensive metadata for 111 censuses encompassing 35 countries were integrated and are now available to more than 3,000 registered researchers representing more than four score countries. The 2009 launch at the 57th ISI in Durban, South Africa will include samples for 10 countries. The Coordinator of the project, Dr. Matt Sobek, expects to sustain this astonishing level of productivity over the next five years.



Prof. Ragui Assaad, IPUMS principal investigator, addresses the Cairo workshop hosted by the Central Agency for Public Mobilization and Statistics (CAPMAS) and the Arab Institute for Training and Research in Statistics.

**Invitation to African Statistical Offices to participate in the IPUMS Memorandum of Understanding (MoU).** Statistical Offices that have not yet endorsed the IPUMS Memorandum of Understanding are invited to speak with Dr. Robert McCaa at the ASSD IV Symposium or to email [rmcmaa@umn.edu](mailto:rmcmaa@umn.edu). All marginal costs of participation, including the non-exclusive licensing and acquisition of microdata (US\$5,000 per census including both current and historical censuses), recovery of old tapes, participation in IPUMS sponsored workshops, etc. are paid from funds supplied by the National Science Foundation and the National Institutes of Health of the United States of America.

**Participation of African Statistical Institutes.** The Director of the African Center for Statistics, Dr. Ben Kiregyera, endorsed the IPUMS MoU facilitating the deposit of scanned images of census documentation at the ACS, for Africa and the world.

Globally, more than 80 National Statistical Offices have endorsed the IPUMS MoU. Thanks to the ASSD IV statistical offices of 3 countries have expressed intent to participate: Angola, Morocco and Mozambique, joining Egypt, Ghana, Kenya, Rwanda, Uganda, and South Africa with microdata already integrated and 13 countries which previously endorsed the IPUMS accord: Botswana,

## IV. STATISTICAL DEVELOPMENT - SELECTED AREAS

Ethiopia, Guinea (Conakry), Lesotho, Madagascar, Malawi, Mali, Mauritius, Senegal, Sierra Leone, Sudan, Tanzania, and Zambia.

**IPUMS-International sponsored workshops in 2008:** Panama City (June 2-5), Barcelona (July 9-11), and Cairo (October 10-12). IPUMS sponsored regional projects are essential for attaining the highest levels of efficiency and cooperation. The Panama City and Barcelona workshops developed second five year plans for the IPUMS-Latin American and Europe projects, respectively, including pilot projects for cross-national integrated GIS systems, secure data enclaves, and the integration of 2010 round census samples. All the Latin American countries are participating in IPUMS, including Cuba. All the large European countries, and many smaller ones, are participating. At the Barcelona meeting participants endorsed extending the project to official statistical institutes of Eurasia. The Cairo workshop assessed the accomplishments to date in the recovery and integration of census microdata of three Arab States--Egypt, Iraq, and Palestine—and explored the possibilities of a region-wide IPUMS initiative.

**Invitation to participate in the IPUMS Global Workshop at the 57th International Statistical Institute, Durban, South Africa.**

A one day IPUMS Global workshop, Saturday, August 15, is being planned as a side meeting to the 57th ISI. Expenses of presenters will be paid by the project. Pre-registered observers from statistical offices participating in the IPUMS will receive a per-diem allowance of US\$550 as well as a certificate of participation. The workshop is open to all, but payment of per-diem and expenses is limited to one delegate per national statistical office whose registration is accepted and approved by July 1, 2009. The program will include presentations encompassing the gamut of the project: document and microdata preservation, data recovery, integration, and dissemination, as well as users and uses of census microdata. For additional details or to apply for funding as a presenter or a participant, please email Prof. Robert McCaa, [rmccaa@umn.edu](mailto:rmccaa@umn.edu).



### Nouvelles des Microdonnées de Recensement d'IPUMS: Des Chercheurs Africains gagnent des Prix et Plus

Robert McCaa, Centre de Population du Minnesota (USA)

**Prix d'IPUMS.** Le prix 2008 des microdonnées de recensement intégrées d'IPUMS pour le meilleur article de recherches a été attribué à trois niveaux : sénior, junior et étudiant. La récompense est constituée d'un billet d'avion aller-retour et des dépenses pour venir présenter le papier au Cycle de Conférences de l'Université du Minnesota, d'un prix en numéraires de 250 dollars US, et d'une plaque officielle. Les prix d'IPUMS pour 2008 sont :

- Sénior : **Dr. David Lam** et **Leticia Marteleto** (Institut

de Recherche Sociale, Université du Michigan) pour le papier les "Etapas de la transition démographique de la perspective d'un enfant : Taille de la Famille, Taille de la Cohorte, et Ressources des enfants" (*Revue Population et Développement*, Vol. 34, numéro 2 (2008) : 225-252). Papier qui sera présenté le 23 février par le Dr. Lam.

- Junior : **Dr. Kevin J.a. Thomas** (Département des Etudes Africaines et Africaines Américaines, Université de l'Etat de Pennsylvanie) pour "Les caractéristiques de capital humain et les conditions de vie des ménages migrants internationaux retournant en Afrique orientale et australe" (*Migrations Internationales*, A paraître). Papier qui sera présenté le 16 février par le Dr. Thomas qui est un citoyen de Sierra Leone.
- Étudiant: **Claire Chase, Tobenna Anekwe, Jeremy Barofsky, et Farzadfar Farshad** (Ecole de Santé Publique de l'Université de Harvard), "Effets économiques de l'éradication de la malaria : L'évidence d'une expérience d'éradication à Kigezi, Ouganda," Papier qui sera présenté le 2 février par M. Barofsky. M. Tobenna Anekwe est un citoyen de l'Ouganda.

**Compétition pour le Prix IPUMS 2009.** La date limite de soumission des papiers au titre de la compétition pour le prix 2009, utilisant les microdonnées intégrées de recensement est le 1er juillet. Les papiers peuvent avoir été publiés, à paraître, ou avoir été acceptés par un professeur dans la réalisation partielle des conditions pour une classe de niveau supérieur en statistique, démographie, ou n'importe quel domaine connexe d'étude. Des papiers édités en n'importe quelle langue peuvent être soumis, mais seulement ceux accompagnés d'une traduction en anglais approuvée par leurs auteurs pourront être considérés par le jury. La compétition est limitée aux articles basés sur des microdonnées intégrées de recensement disponibles à partir du site web d'IPUMS ou par l'intermédiaire de n'importe lequel des offices nationaux de statistique participants.

**La Fondation Nationale pour la Science (Etats-Unis) renouvelle son financement à IPUMS jusqu'en août 2014.** Le projet IPUMS-International a reçu un "financement de haute priorité" du comité de revue de la Fondation Nationale pour la Science (Etats-Unis) pour un troisième cycle de cinq ans de financement continu. Au cours des 10 premières années, le projet IPUMS a préservé des microdonnées d'environ 250 recensements, représentant plus de 100 pays. Les échantillons de haute précision et les métadonnées incluses pour 111 recensements englobant 35 pays ont été harmonisés et sont maintenant à la disposition de plus de 3.000 chercheurs enregistrés représentant plus de quatre-vingt. Le lancement de 2009 lors de la 57ème session de l'IIS à Durban, Afrique du Sud, inclura des échantillons de 10 pays. Le coordonnateur du projet, le Dr. Matt Sobek, compte maintenir ce niveau de productivité étonnant au cours des cinq années à venir.

## IV. STATISTICAL DEVELOPMENT - SELECTED AREAS

### Invitation aux Offices Africains de Statistique à participer au Protocole d'Accord d'IPUMS (MoU).

Les Offices de Statistique qui n'ont pas encore approuvé le protocole d'accord d'IPUMS sont invités à dialoguer avec le Pr. Robert McCaa au cours colloque ASSD IV ou par courriel à l'adresse [rmccaa@umn.edu](mailto:rmccaa@umn.edu). Tous les coûts marginaux de participation, y compris l'autorisation et l'acquisition des microdonnées (5.000 \$ US par recensement, incluant les recensements actuels et historiques), la récupération de vieux enregistrements, la participation aux ateliers parrainés par IPUMS, etc. sont payés à l'aide de fonds fournis par la Fondation Nationale pour la Science et les Instituts Nationaux de la Santé des Etats-Unis d'Amérique.



Le Prof. Ragui Assaad, Chercheur Principal d'IPUMS, s'adressant à l'assistance, lors de l'atelier du Caire accueilli par l'Agence Centrale pour la Mobilisation et les Statistiques Publiques (CAPMAS) et l'Institut Arabe pour la Formation et la Recherche en Statistique.

### Participation des Instituts de Statistique Africains.

Le directeur du Centre Africain de la Statistique (CAS), le Dr. Ben Kiregyera, a approuvé le protocole d'accord d'IPUMS facilitant l'archivage de copies numérisées de la documentation de recensements au CAS, pour l'Afrique et le monde.

Globalement, plus de 80 Offices Nationaux de Statistique ont approuvé le protocole d'accord d'IPUMS. Dans le cadre du Colloque ASSD IV, les offices de statistique de 3 pays ont exprimé l'intention d'y participer : L'Angola, le Maroc et le Mozambique, rejoignant ainsi l'Egypte, le Ghana, le Kenya, le Rwanda, l'Ouganda, et l'Afrique du Sud dont les microdonnées sont déjà intégrées et 13 pays qui ont précédemment approuvé l'accord d'IPUMS : Le Botswana, l'Ethiopie, la Guinée (Conakry), le Lesotho, Madagascar, le Malawi, le Mali, les Îles Maurice, le Sénégal, la Sierra Leone, le Soudan, la Tanzanie et la Zambie.

### Ateliers financés par IPUMS-International en 2008 : Ville de Panama (2-5 juin), Barcelone (9-11 juillet), et le Caire (10-12 octobre).

Les projets régionaux parrainés par IPUMS sont essentiels pour atteindre les niveaux les plus élevés d'efficacité et de coopération. Les ateliers de Panama, de Barcelone et du Caire ont élaboré les deuxièmes plans quinquennaux des projets Latino-Américains et Européens d'IPUMS, respectivement, y compris les projets pilotes pour les systèmes intégrés transnationaux de SIG, la sécurisation des données des enclaves, et l'harmonisation des échantillons du cycle de recensements de 2010. Tous les pays latino-américains participent à IPUMS, y compris Cuba. Tous les grands pays européens, et la plupart des plus petits y participent aussi. Lors de la réunion de Barcelone les participants ont approuvé l'extension du projet aux Instituts de Statistique officielle d'Eurasie. L'atelier du Caire a évalué les réalisations jusqu'ici dans la récupération et l'harmonisation des microdonnées de recensement de trois Etats Arabes - Egypte, Irak, et Palestine - et exploré les possibilités d'une initiative régionale large d'IPUMS.

### Invitation à participer à l'atelier général d'IPUMS à la 57ème

### session de l'Institut International de Statistique, Durban, Afrique du Sud.

Un atelier général d'un jour IPUMS est prévu le samedi 15 août 2009 en marge à la 57ème session de l'IIS. Les dépenses des présentateurs seront payées par le projet. Les observateurs des offices nationaux de statistique participant à IPUMS, préenregistrés recevront à titre de per-diem une allocation de 550 dollars US ainsi qu'un certificat de participation. L'atelier est ouvert à tous, mais le paiement de per-diem et des frais est limité à un délégué par Office National de Statistique dont l'enregistrement est accepté et approuvé au 1er juillet 2009. Le programme comprendra des présentations englobant les champs d'action du projet : préservation de document et de microdonnées, récupération de données, harmonisation et diffusion, aussi bien qu'utilisateurs et utilisations des microdonnées de recensement. Pour les détails additionnels ou pour s'inscrire en vue d'obtenir un financement en tant que présentateur ou participant, bien vouloir envoyer un courriel au professeur Robert McCaa, [rmccaa@umn.edu](mailto:rmccaa@umn.edu) d'email.



## IV. STATISTICAL DEVELOPMENT - SELECTED AREAS

### Presentation of a Congratulatory Roller Banner Stand to UNECA

Ben Kiregyera, African Centre for Statistics

In her 50 years of service to Africa, the United Nations Economic Commission for Africa (UNECA) has played a critical role in the development of statistics as an essential part of national and regional development infrastructure. In recognition of this contribution to Africa's development, the African Statistical Community congratulated UNECA on her 50th anniversary and through the African Centre for Statistics presented the following Roller Banner Stand to the Executive Secretary during the 6th African Development Forum (ADF) held in Addis Ababa, Ethiopia from 19 to 21 November 2008. The ADF which was jointly organized by UNECA, African Union and the African Development Bank attracted over 800 participants.



The stand

## IV. STATISTICAL DEVELOPMENT - SELECTED AREAS

### Expert Group Meeting on Census Planning and Enumeration: Pretoria, South Africa, 10- 13 November 2008

Oumar Sarr, African Centre for Statistics

#### Background

The Population and Housing Census (PHC) is the main source of statistical data and also the main reference while elaborating development programmes for a country including the monitoring of the Millennium Development Goals (MDG) as well as the elaboration of the Poverty Reduction Strategies. Census results are also essential for democratic governance in a country. But, the PHC remains also the most complex and huge statistical operation in terms of financial, material and human resource requirements.

African countries present different faces in terms of organization of PHC. Many of them have conducted, almost every ten years, their PHC during the post-independence period. However, there has been a decline in the number of African countries undertaking the PHC in recent rounds of the PHC. Seven countries (7) have never conducted a census.

Considering the challenges that the African National Statistics Offices (NSOs) face and the need for the harmonization of methodologies in census taking, the African Centre for Statistics (ACS) at United Nations Economic Commission for Africa (ECA) has planned to produce a guide on PHC planning and enumeration, another guide on census data processing and dissemination.

ACS and Statistics South Africa jointly organized an Expert Group Meeting on PHC planning in Pretoria, South Africa, from 10 to 13 November 2008. The meeting was attended by 36 experts coming from the following countries: Angola, Botswana, Burundi, Cameroon, RD Congo, Egypt, Ethiopia, Ghana, Kenya, Lesotho, Malawi, Mauritius, Mozambique, Namibia, Nigeria, South Africa, Tanzania, Uganda and Zimbabwe.

The overall objective of the meeting was to review the draft handbook on PHC planning. The specific objectives of the meeting were: (i) to identify issues and constraints confronted by African countries in the planning and organizing of a PHC; (ii) to exchange best practices and to examine challenges; and (iii) to provide guidelines on the elaboration of the census planning and enumeration.

#### Review of the Guide

Although there are differences in objective conditions in African countries, the census planning in the countries present many similarities in terms of socio-economic context and in terms of difficulties encountered while undertaking censuses. The differences are related to the approaches used by countries to overcome these difficulties and the level of use of information technologies. The EGM

reviewed the draft guide which consists of eight chapters dealing with the legal and institutional frameworks; the overall planning of the census including all phases of the census, from design to post-evaluation survey of the census; the development of the instruments such as questionnaires, forms and manuals for enumerators and supervisors; issues of census mapping revolving around the delineation of the boundaries of enumeration areas (EAs); the development of communication strategy - census advertisement and communication, as part of the census, at all stages, target stakeholder institutions as well as citizens through different means; the main activity of the census, which is the enumeration where the overriding issues are staffing and the logistics; Post-Enumeration Survey (PES) carried out shortly after the census enumeration and whose purpose is to evaluate the quality of the census; and the census products and their dissemination.

#### Country cases

The experts made presentations on their own countries experiences. From the presentations, the main weaknesses of censuses undertaken in Africa were identified as follows:

- The majority of countries are still depending on external donors for funding their PHC;
- Many countries still face problems of human resources;
- Some countries are not using modern technology in their censuses;
- Some countries experienced delays in starting their censuses mainly for financial and logistical reasons.

As said before, countries have used different approaches and some of them are innovative. As best practices, it was observed that:

- More and more countries wholly fund their censuses (such as South Africa). Other countries are beginning to financially contribute to the census budgets;
- More and more countries use advanced technology for mapping including the use of satellite image and GPS;
- More and more countries use or have planned to use optical mark recognition for data entry;
- In order to give the same message to all enumerators, Egypt used video for the training of field workers.

#### Conclusion

The experts expressed a real need for African statisticians to harmonize census methodologies given the fact that the contexts are almost the same. They also pledged to share information and experience in order to enhance their mutual capability and to avoid making mistakes encountered by other countries.

The meeting provided rich comments and suggestions for improving the draft guide and these are being incorporated in the final document.





## IV. STATISTICAL DEVELOPMENT - SELECTED AREAS

### Booklet on Reforming National Statistical Systems in Africa: A Case for Making National Statistics Offices Autonomous

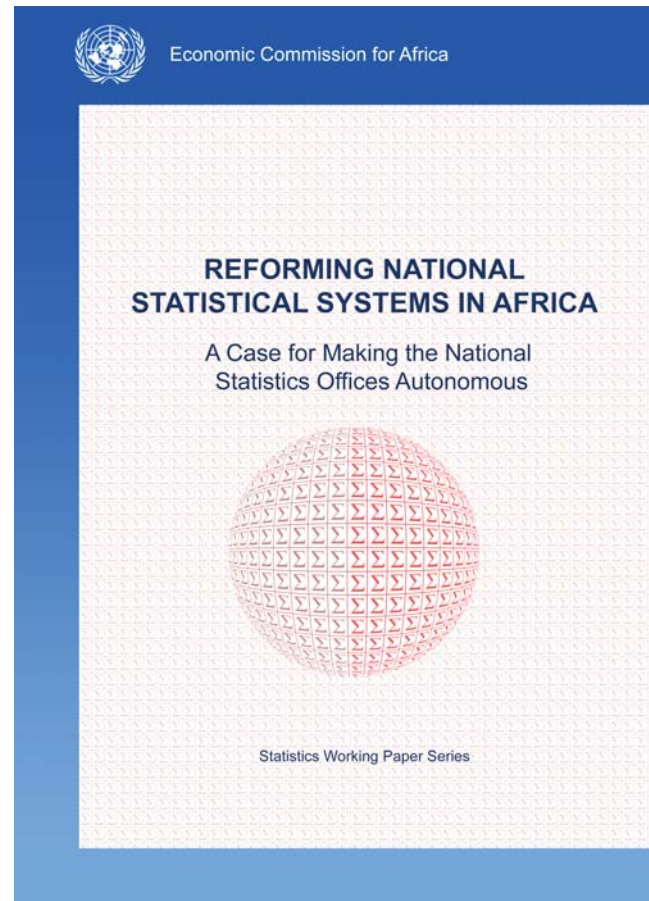
By  
Ben Kiregyera, PhD, FIS

This booklet has been prepared by Ben Kiregyera, the Director of the African Centre for Statistics at UNECA at the request of a number of policy and decision-makers in Africa with whom he has discussed the issue of reforming their statistical systems with a focus on making their National Statistics Offices autonomous. The need for the booklet was further underscored by participants to the 4th meeting of the "Friends of ECA"<sup>1</sup> held in Pretoria, South Africa in June 2008.

There are two parts to the booklet. The first part highlights the role of official statistics in results management – this is something which is not discussed enough as there appear to be two worlds separated by a void. This void is getting the statistics analyzed and effectively used in the countries in support of development processes. The second part is about statistical reforms needed to enhance statistical capacity and development in Africa. This subject has also not been adequately discussed or written about.

The booklet will soon be published by the UNECA and can be found on the UNECA web site <http://www.uneca.org/statistics/>.

I commend this booklet to all those interested and engaged in statistical reforms, statistical development and development results measurement in Africa.



1) The "Friends of ECA" was established in 2006 to play an advisory role to the UN Economic Commission for Africa (ECA) and to guide ECA in its quest to fulfill its coordination and leadership roles in statistical development in the region. Membership of the "Friends of ECA" includes 9 countries, namely: Egypt, Ghana, Kenya, Mozambique, Rwanda, Senegal, South Africa, Tunisia and Uganda.

## IV. STATISTICAL DEVELOPMENT - SELECTED AREAS

### The 2008 Census of the Population of Sudan: Personal Reflections

Pali Lehohla, Statistician General of South Africa

In 2008 Sudan, Africa's largest country in terms of area, conducted a historic census of the population. This was the 5th Population Census to be undertaken in the country. Sudan has been embroiled in a bitter war between the north and the south for the past fifty years. The 5th Census of the Population of the Sudan is an intrinsic and one of the first conditions for the Comprehensive Peace Agreement that was signed in 2005. This makes the 5th Population Census of the Sudan a very special and historic census. It is the corner stone of peace in Sudan after half a century of war that has claimed no victors, only losers. The census therefore is part of nation building and the building for peace.

There are many features of the Sudanese Census that are worth writing about both for the statistics community and those who have been following developments in the Sudan. It is a true and unique example of what the continent can achieve when it applies its mind and what collaboration beyond the continent can provide. I for one have had cursory knowledge of this vast country until in recent times as I got more and more involved in the census operations and got to be obsessed with the unique census experience and what it can offer the world.

I was invited to be a member of the Monitoring and Observation Committee (MOC) of the 5th Population of the Sudan in April of 2007 and the Census was scheduled for November of the same year. I wondered why I was invited when South Africa has not performed that well in terms of coverage in its censuses historically. I was however soon to learn that such a position of privilege was not to be declined because there was a lot to learn from the Sudanese census as well as a lot to share with not only the continent of Africa but other parts of the world that are equally troubled politically and fragile.

The first meeting I was in, appeared to consist of a committee that was too huge and nebulous and offered very little. Having been at the helm of a census operation, I concluded that I would find very little use for such a massive committee and at best it would constrain the progress I would have wished to make in a census operation. With all these misgivings in my head, I was given the opportunity to present lessons from South Africa. Striking similarities between the two countries relevant to a census undertaking emerged. These were mainly the advent of mobilizing in post conflict conditions, where race, ethnicity and religious beliefs over a period of time were instruments for sowing divisions and hampered conditions for unity.

The South African experience was well received and was indeed followed by a high level visit of the MOC to South Africa, where the delegation witnessed first hand about the organization of the office and renditions on the management of censuses. The visit by the MOC was also timely in that they found South Africa in the throes of implementing a very large scale survey that reached out to 280 000 households.

The Census of the Sudan was fraught with difficulties because of the nature of the conflict and the conditions under which it was undertaken. The first challenge that had to be tackled was to bring the country to understand that a census is necessary and had to be conducted, secondly, that the census had to be funded in full, third that the population, whatever the differences had to be mobilized behind the census, fourth that the international community and in particular Africa had to support the Sudanese endeavour and lastly that there was no time and a constitutional violation could kick in if the census did not run within the shortest period post 2005 signing of the Comprehensive Peace Agreement. These huge political, financial, technical and logistical challenges within a politically polluted environment required more than a statistics office and statisticians to run the census. This is the corner stone of the brilliance of conceiving of a function, structure and stature of the MOC and as I got in further understanding of the issues in Sudan over a period of almost a year, I was very pleased that I never raised word on my misgivings on the wisdom of having an MOC including the size it was. The key lesson for me was always observe, keep your doubts in your chest and learn as much as you can. A year later I often chuckle with the Chair of the MOC about my unsaid first impressions.

I was asked by the Sudanese authorities to request the African Union member states to assist in their endeavour. I was able to get this message across at the first African Statistics Commission meeting held in Addis Ababa, Ethiopia in January 2008. What followed was not disappointing as member states heeded the call and put their staff to assist in the Sudan. Mozambique, Ghana, Nigeria, Sierra Leone, Uganda,, Kenya, Egypt, Ethiopia and South Africa sent their staff members to Sudan to assist as monitors and technical advisers to the Sudanese census. They worked side by side with locals and for each state there were at least three people local and international observers of the Sudanese Census. From further afield, outside the continent, were Australia, Indonesia and India who put in a hand in the operations of the Sudanese Census. The UNFPA and all UN structures, especially those dealing with emergency and relief, DFID, USAID and others did their part.

The census of the Sudan was conducted from the 22nd of April to the 6th of May 2008 after a postponement by a week was announced by the Sudanese Authorities. This postponement was brought about because the government of the Southern Sudan had decided to pull out of the census a week before census date and people were all deployed in filed. The reasons advanced by the gov-

## IV. STATISTICAL DEVELOPMENT - SELECTED AREAS

ernment of the South for pulling out of the census were because of the concerns they had about the census especially some questions that they preferred should have been included in the questionnaire which were excluded. It came as a serious shock to the MOC and statistical offices including the international community that there was this announcement of a withdrawal. Without this structure of the MOC in particular, I wonder if a statistical service or office would have managed the logistical and technical dilemmas that followed through the political position taken on the census. The brilliance of the MOC on building consensus and monitoring that programmes are on course was a very important innovation especially under conditions of political conflict.

The monitors have each compiled reports and all in all there are more than 200 source documents that evaluated the planning, field operations and preparations for the census of the Sudan. I am informed that the results of this mammoth task are to be released sometime in February thus laying the foundation for peace in Sudan after more than half a century experimenting with war.

The Sudan provides a very unique experience and example of what Africa can achieve if it sets its mind to resolving problems, and what others can contribute in mobilizing for peace. Statistics is not only a technical matter but has deep political implications and Sudan has demonstrated how statistics holds the prospect for peace. There is an important lesson for fragile states and as chair of the Africa Symposia for Statistical Development, we have arranged for a special session for Sudan to report on its Census in Angola in February 2009. For me Sudan has been a learning experience in my life in statistical operations.



# V. INTERNATIONAL STATISTICAL INSTITUTE



## About the ISI

South Africa will host the 57th Session of the International Statistical Institute (ISI) in August 2009. Statistics South Africa has been tasked with the honour of organising this prestigious event. Planning is well underway and a number of important milestones have already been achieved towards staging the 1st ever ISI Session in sub-Saharan Africa.

## So... what is the ISI?

Established in 1885, the International Statistical Institute (ISI) is one of the oldest scientific associations operating in the modern world. Its success can be attributed to the worldwide demand for professional statistical information, its leadership in the development of statistical methods and their application, and in the collective dedication of its members.

Its influence can be seen in the improvements in information and analysis throughout the economic, social, biological and industrial sectors. Its industrial influence is evidenced in advanced statistical practices, resulting in improved quality assurance. The ISI is also proud of its continuing support of statistical progress in the developing world.

The Institute's activities are funded by grants from intergovernmental organisations, governments, local authorities, foundations, private businesses and others.

The ISI is composed of more than 2 000 elected members who are internationally recognised as the definitive leaders in the field of statistics. Its membership crosses all borders, and is drawn from over 130 countries.

This reservoir of expertise is supplemented by approximately 3 000 additional individual members of the Institute's specialised sections:



The ISI publishes a variety of professional books, journals, newsletters and reports, representing the cutting edge in the development of contemporary statistical knowledge.

Its Permanent Office is situated in The Hague, Netherlands, where it is incorporated. The Institute has consultative status with the United Nations Economic and Social Council (ECOSOC) and the United Nations Educational, Scientific and Cultural Organisation (UNESCO).

The ISI is especially renowned for its biennial meetings in which the entire membership congregates to exchange ideas, develop new links and discuss current trends and developments in the statistical world.

(Courtesy of ISI Website)

## V. INTERNATIONAL STATISTICAL INSTITUTE

### Latest news on ISI congress Durban August 2009

#### Registration

Registration for the Conference is now open see <http://www.statssa.gov.za/isi2009>

All registration fees include full access to the conference venue, including scientific sessions, exhibition and poster areas, as well as transport to and from the official hotels. Accompanying persons may not present papers or posters.

#### Delegates and students:

Conference bag  
 Session material  
 Lunch vouchers Monday, Tuesday, Thursday-Saturday  
 Opening and closing ceremonies  
 Reception Sunday 16 August  
 Gala dinner Saturday 22 August  
 Beach party Tuesday 18 August  
 Airport transfers  
 Hotel/ICC shuttle services (daily)

#### Accompanying persons:

Conference bag  
 Opening and closing ceremonies  
 Reception Sunday 16 August  
 Gala dinner Saturday 22 August  
 Beach party Tuesday 18 August  
 Airport transfers  
 Hotel/ICC shuttle services (daily)  
 Lunch vouchers (Monday, Tuesday, Thursday-Saturday) can be purchased

#### Day registration (Sunday to Saturday):

Available to South African residents only.  
 Conference bag  
 Session material  
 Lunch voucher

#### Contributing to the conference

The ISI scientific programme comprises four components:

- Invited Paper Meetings (IPMs). These meetings are largely finalised. The topics being addressed are listed on

the ISI website at [www.statssa.gov.za/isi2009](http://www.statssa.gov.za/isi2009) which also contains contact details for the organisers of the IPMs.

- Special Topic Contributed Paper Meetings (STCPMs). There are still opportunities to organise meetings on a particular topic or aspect of statistics of your choice. Each STCPM will be allocated a slot of two and a quarter hours. The format of the meeting is flexible – you may want to include a number of short presentations, or fewer more substantial papers, or you could organise a panel discussion. We welcome innovation and look forward to your contributions! If you would like to discuss your ideas please contact Professor Tim Dunne, Chair: Local Scientific Programme, by email <Tim.Dunne@uct.ac.za> as soon as possible.
- Contributed Paper Meetings (CPs). Please consider submitting a contributed paper to the Durban conference. You have until 13 April 2009 to submit your abstract on any topic within the very broad field of statistical theory, methods, application or education, but please do not leave this until the last minute as it helps our South African colleagues to have as much notice as possible regarding the contributed papers. We will aim to include as many of the contributed papers as possible but you will be asked if you would be prepared to present a poster if there is no room left in the contributed paper meetings. We will attempt to group contributed papers according to their content and it will help with this process if you can select one or more of the categories offered on the registration form which best describes your paper. Contributed paper authors are typically offered 15 minutes for their presentation.
- Posters. An alternative to offering a contributed paper is to prepare a poster on a topic of your choice. If selected you will be asked to bring your poster with you to Durban and you will be allocated a time slot and display space so that you can explain your research/work to interested participants and answer their questions. There will be prizes for the best posters and our intention is that this should be a fun part of the conference, at which we particularly welcome contributions from students and other young statisticians.

#### Deadlines

**13 April 2009:** Submission of the final manuscripts of invited papers. If the paper has not been received, the IPM Organiser may withdraw the author from the programme.

**27 April 2009:** Deadline for each IPM and STCPM Organiser to provide the Local Programme Committee with a meeting schedule, indicating the order of presentation and specific time allocated for each author and discussant, for inclusion in the Conference Week Programme.

**15 May 2009:** Registration deadline for all authors of both invited

## V. INTERNATIONAL STATISTICAL INSTITUTE

and contributed papers, invited meeting organisers and discussants, as well as poster presented

**30 June 2009:** Local Programme Committee to notify organisers, authors and discussants of date and time of meeting, order of presentations within meeting and to put the programme on the website.

**25 Sept 2009:** Dissemination Embargo date. Final papers of registered authors to be available for viewing via the Session website

### African legacy projects

The ISIBalo Capacity Building Programme has been designed to facilitate participation of Africa's statistical community in the debates over key issues on measurement, monitoring and evaluation of development and to encourage the improvement of statistical methodologies and foster innovations. Its five focus areas aim to mobilize and build the capacity of the African statistical community in preparation for the 57th Session of the ISI in order to ensure that the ISI leaves a lasting legacy on the continent. They cover

- Statistical Research and Capacity Development
- Training and support for Young Statisticians
- Maths, Stats and the Girl-Child
- The Statistical Education Programme
- Africa Women in Statistics

Events and activities in relation to these African Legacy Projects are being designed to take place at the ISI congress and we are seeking ways to involve participants in these.

### Social programme and tours

The Social Programme will be a highlight of the 57th Session of the ISI and is designed to provide participants with an opportunity to relax and experience a taste of South African cuisine and culture and maximize networking opportunities.

Durban is an excellent location for a family holiday and there will be many options for half and one day tours during the ISI congress for participants and accompanying people. Wednesday afternoon is free for exploring the city, lazing on the beach or taking trips to the beautiful surrounding country.

South Africa is "A World in One Country" – one of breathtaking scenery and interesting history. Your ISI 2009 team has designed special ISI 2009 tours to many of our major tourist attractions. Please visit our web site for a selection of tours or tailor-make your tour to your own requirements.

### Opening and closing ceremonies

The conference will open on Sunday afternoon (16 August) with a

ceremony incorporating cultural displays and an informal dinner. It will close with an exciting closing ceremony followed by a gala dinner on Saturday evening (22 August). All of these are included in the registration fee for all participants and accompanying persons. Plan your dates of travel well to prevent missing out on these memorable occasions!

### Entry information

Requirements for entering South Africa

You will need the following:

- A valid visa, for specified countries (see information on visas below)
- Sufficient funds
- A return or onward ticket
- Yellow fever certificates will be needed by some African participants. Visit <http://www.travelclinic.co.za> for more information

### Passports

Please make sure that you have at least TWO EMPTY PAGES in your passport before travelling to South Africa and that your passport is valid for at least six months after your departure from South Africa.

### Visas

Please access <http://www.home-affairs.gov.za/visas.asp> to view the list of countries whose citizens currently require a visa for South Africa. Note that this list is subject to change.

If you do require a visa, you must apply and receive your visa BEFORE your departure for South Africa. Visas are not issued at South African ports of entry and if you arrive without a visa, immigration officials will refuse you entry to South Africa.

Please check as soon as possible whether you need a visa and apply for one well in advance. We suggest that you check again before you travel to make sure that there are no changes to the list of nationalities exempt from visas. The ISI office in The Hague and the South African team are ready to assist with your application (such as supplying letters of invitation) but this help will be less effective at the last minute. Any enquiries can be directed to us by email at [isi2009@globalcon.co.za](mailto:isi2009@globalcon.co.za)

### Security and safety information

The South African organisers of the conference do appreciate that some participants may be concerned about security and safety. Creating a safe and secure environment for our guests during ISI 2009 is of paramount importance to us and you can rest assured that detailed plans are in place to address this issue.

## V. INTERNATIONAL STATISTICAL INSTITUTE

What actions are being taken to ensure that you have a pleasant and memorable visit to Durban in 2009?

- Participants to the conference will be met at their point of entry into South Africa, and guided through the airport formalities and - if they arrive at a different airport - will be helped with the transfer to Durban
- Transport will be provided to and from the airport to the conference hotels
- All the conference hotels have been vetted and are in acceptable locations
- Transport will be provided to the International Conference Centre (ICC) from the conference hotels at key points in the day
- In addition there is to be a new public bus system by August next year which will be running a service around the centre of the city every few minutes
- Briefing meetings have been held with the Durban City Metro Police who are very experienced at supporting international conferences and will be aware of our particular programme
- The ICC is in a pleasant location and has excellent security systems and staff – participants and accompanying persons will have automated passes to get into the Centre
- Security guidance will be provided to every participant and updates posted in the hotels and in the ICC
- Security advice will be available in the ICC

**So... what makes Durban a great destination for ISI 2009?**

- Durban, according to the latest published data, has the lowest crime rate of all the major cities in South Africa
- It is a very popular holiday destination for families in South Africa
- Durban has hosted many large international conferences without incident including the United Nations Conference against Racism, and the 13th International AIDS Conference both of which attracted more than 13 000 delegates. Other high profile events include the Commonwealth Heads of Government Meeting and the Southern African Economic Summit, hosted by the World Economic Forum (for an unprecedented three years running) and over 70 international events since ICC opened in 1997. More recently, the 2nd Pan Commonwealth Forum on Open Learning attracted Ministers and delegates from 60 countries.

- Durban was recently ranked as the No. 1 International conference destination in Africa by the International Congress and Convention Association (ICCA) – testimony to its ability to host successful International events.
- ICC Durban was ranked as the No. 1 Convention Centre in Africa by the International Travel Awards in 2001.

For more information on Durban Visit the website: <http://www.durban.kzn.org.za>



## VI. NEWS AND EVENTS

### Obituary

#### Koffi Amelewonou (1945 -2008)



We have learned with great sadness the sudden death of our colleague Mr. Koffi Amelewonou, who passed away in early December 2008.

Mr. Koffi Amelewonou was born on 1 February 1945 in Togo and then joined ECA as a Statistician in the then Statistics Division on 23 June 1978.

Mr. Amelewonou started his international career at the Munich Centre for Advanced Training in Applied Statistics, in Germany, after graduating from the Ecole Nationale Supérieure de Statistique et d'Economie Appliqué (ENSEA) in Côte d'Ivoire, Abidjan. From Munich, he spent four years as chief statistician at the Organization Commune Africaine, Malgache et Mauricienne (OCAM).

He joined ECA during the hey-days of the Statistics Division. He directed and participated in a number of very exciting programmes designed to promote statistical development in the African region. Over the years, the Statistics Division assisted African countries build capacities in various areas of statistics, including national accounts, census and statistical training. He strongly believed in capacity building and technical assistance necessary for statistical development in Africa.

From 1995 to 2005, during the decline of the statistical function at ECA, he continued to advocate for the reestablishment of the Statistical Division at ECA. Accordingly, due to enormous development challenge for Africa with its extensive data requirements necessary to attain targets (e.g. MDGs), the African Centre for Statistics was established in August 2006.

Dedicated to the United Nations and its values, Mr. Amelewonou was well known at the ECA for his ability to interact with individuals in a courteous and respectful manner. He was also a respected statistician in the African region.

Prior to his retirement, Mr. Amelewonou was the team leader of Statistics at the Economic and Social Policy Division of UNECA. The late Koffi Amelewonou retired from ECA on 24 February 2005, after serving the United Nations with competence and dedication for 26 years and eight months. He had spent his retirement between his native Togo, Canada, USA and France where his children

study and work.

The late Amelewonou is survived by his wife and 5 children (3 sons and 2 daughters)

Our deepest sympathy and condolences go to the bereaved family of the deceased.

May his soul rest in eternal peace.

(Andry Andriantseheno, African Centre for Statistics)

#### Serigne Lamine Diop (1935 -2008)



#### L'homme multidimensionnel

Le doyen Serigne Lamine Diop s'en est allé le mardi 16 décembre 2008 à Dakar, vers 16 :30. Il venait de terminer une réunion d'un Conseil d'administration à 13 :00 et avait décliné l'invitation à

déjeuner des membres du Conseil pour cause de fatigue. C'est donc une mort subite qui a arraché Serigne à l'affection d'un nombre incalculable de parents, amis, admirateurs d'un homme multidimensionnel. La foule rarement vue de personnes qui l'ont accompagné à sa dernière demeure en témoigne si besoin en est. Son sens de l'humain était fondamentalement le soubassement de son action professionnelle, de sa conception de l'Etat de droit, de ses rapports avec sa famille élargie et les milieux associatifs.

#### L'étudiant

Serigne est une figure connue du Plateau où il a fait ses premiers pas à l'École primaire de la rue de Thiong, puis fréquenté le Lycée Van Vollenhoven, aujourd'hui Lycée Lamine Guèye après un passage au Lycée technique Maurice de Lafosse. Après son Baccalauréat Mathématique élémentaire, il fera un bref passage à la Faculté de Sciences de l'Université de Dakar où il obtient un Certificat de Mathématique générale et de Physique, avant de poursuivre ses études en statistique à l'Université de Paris (ISUP) et à l'École nationale de la statistique et de l'administration économique (ENSAE-Paris). Il deviendra ainsi, en 1962, avec Oumar Thiaw, le premier sénégalais diplômé de cette Grande école française.

#### Le Statisticien

Serigne Lamine Diop, le statisticien, fut chargé de la comptabilité



## VI. NEWS AND EVENTS

nationale dès la première année de sa prise de fonction au Service national de la statistique de 1962 à 1965, avant de devenir le premier sénégalais chef du Service statistique (1965 -1967), puis premier Directeur de la Direction de la statistique créée en 1965. Parallèlement il enseignait la statistique à la Faculté des sciences économiques et juridiques de l'Université de Dakar ainsi qu'à l'École nationale d'administration et de magistrature (ENAM), une tradition qui sera perpétuée par les futurs directeurs de la statistique du Sénégal.

Au niveau national, il a encouragé le regroupement des professionnels scientifiques et plus particulièrement les statisticiens et les démographes. Ainsi, il a été membre de l'Association scientifique du Sénégal (ASS) et Président de l'Association sénégalaise de statistique et de démographie (ASSD). Au plan international les membres de l'Institut International de la Statistique étaient habitués à sa silhouette majestueuse, lui qui était membre titulaire de cette association professionnelle depuis 1974 et qui a assidûment participé à ses congrès durant toute la période où il était Ministre de la République du Sénégal. Enfin, il a été membre du Conseil de l'Association internationale des statisticiens d'enquête (AISE) en 1975.

De la même manière, malgré ses hautes fonctions, il aimait à venir honorer de sa présence toutes les cérémonies d'ouverture des grandes réunions de la statistique mais également les petits ateliers techniques même si on ne l'invitait pas, question de marquer son appartenance à la grande famille de la statistique africaine.

### Un Statisticien chez les Douaniers

En 1974, il est appelé à diriger la Direction générale des douanes du Ministère de l'économie et des finances. Ces résultats à ce poste (réorganisation du service, amélioration des rendements, esprit d'équipe et plus de cohésion entre ses collaborateurs, responsabilisation de ces derniers, introduction du social avec les services de santé de la Douane, etc.) lui valurent d'être appelé au Gouvernement comme Secrétaire d'État au budget de 1978 à 1980. Ainsi démarrait sa carrière gouvernementale qui dura 15 années.

### L'homme d'Etat

Son éthique et son sens de l'Etat lui valurent une longévité au sein du Gouvernement. Il occupa respectivement les postes de : Ministre du commerce (1980-1981), Ministre du développement rural (1981-1983), Ministre du développement industriel (1983-1988), Ministre de l'économie et des finances (1988-1990), et Gardes des sceaux, Ministre de la justice (1990-1993).

Avant de prendre définitivement sa retraite professionnelle, il a occupé les fonctions dans le secteur parapublic de Président du Conseil d'administration de la Société nationale d'exploitation des eaux du Sénégal (SONEES) de 1993 à 1995 et de Président du Conseil

d'administration de la Banque internationale pour le commerce et l'industrie du Sénégal (BICIS) de 1995 à 2001.

Serigne a eu plusieurs distinctions dont celles d'Officier de l'Ordre national du Lion (1976), Commandeur de l'Ordre national du Mérite (1977) et Grand-croix de l'Ordre du Mérite (2006) de la République du Sénégal.

### Le sportif

Sa vie associative et sportive a été tout aussi riche. Ancien basketteur lui-même, il est resté actif au sein des instances dirigeantes du basket-ball sénégalais en occupant respectivement les postes de Président de la ligue de Basket-ball du Cap-Vert puis de Président de la Fédération sénégalaise de basket-ball de 1964 à 1972 avant de devenir membre du Comité national olympique et sportif sénégalais (CNOSS). Auparavant, il a été membre fondateur du Comité de direction du Djaraf de Dakar et a également participé à la Réforme Lamine Diack du Football sénégalais. Cet engagement dans le monde du sport lui a valu d'être nommé Président de la Fondation Abdou Diouf « Sport-Vertu».

### Le citoyen

Il est également connu pour son engagement pour sa culture et sa cité et a été à ce titre co-auteur de l'ouvrage « Dakar en Devenir ». Il a été Conseiller municipal à la Mairie de Dakar (1994-2000). Il y a deux ans il a intégré le Comité des sages du Parti socialiste en tant que membre. Enfin, il était membre de la Société africaine de culture (Section Sénégal).

Il sied de noter que Serigne Lamine Diop était si on peut dire un médiateur dans l'ombre aussi bien au niveau politique qu'entre les individus. Sa fidélité en amitié et à l'égard de ses anciens collaborateurs est légendaire.

### L'homme de foi


Son engagement au sein de sa confrérie tidjania et ses actions caritatives étaient également connus de tous. Il était un homme de confiance du Khalife général des tidjanés. C'est ainsi qu'il était membre du Comité directeur de l'Association islamique du Sénégal depuis 1972, Imam à la Grande mosquée de la rue Blanchot et à

la Zawiya El Hadji Malick Sy de Dakar et Chargé d'enseignement religieux à l'Institut de la Mosquée Yakhadiouf. Il a également été jusqu'à sa mort le Représentant du Président Diouf au sein de la Fondation Fadh Abdoul Aziz.

(Awa Thiongane, African Centre for Statistics)

## VI. NEWS AND EVENTS

### Serigne Touba Diassé (1950-2008)



Serigne Touba Diassé, un homme rigoureux, sérieux, discret, efficace dans le travail et passionné de mathématiques et de statistique, s'en est allé ce 24 novembre 2008. Vingt sept (27) années durant, il se dévoua à l'enseignement des Mathématiques et ensuite de la Statistique au bénéfice de multiples jeunes africains.

Serigne Touba Diassé est né en 1950 dans la ville de Louga au Sénégal. Il suivit ses études primaires dans sa ville natale avant d'embarquer pour la capitale régionale, Thiès où il obtint son Baccalauréat à l'Ecole Normale William Ponty. En Octobre 1971, il entama des études universitaires couronnées par l'obtention de la Maîtrise de Mathématiques à l'Université de Dakar. Il suivit ensuite une formation pédagogique à l'Ecole normale supérieure de Dakar où il obtint le Certificat d'aptitude à l'enseignement secondaire en 1976. Ainsi commençait une carrière d'enseignement des Mathématiques de trois ans avant que Serigne Touba n'aille suivre des études de statistique au CESD de Paris qui se terminèrent par l'obtention du diplôme d'Ingénieur statisticien-économiste en 1983.

Sa carrière dans l'enseignement commence par le Lycée Djignabo de Ziguinchor (1976-1980) et va se poursuivre avec deux intermitteances comme consultant pendant quatre mois au Cabinet Architecture et Climat à Dakar où il travaille sur l'élaboration des plans directeurs des centres secondaires de Ross-Béthio, Rosso-Sénégal, Dagana et Bakel dans la région nord du Sénégal et comme chef de division à la Direction des Etudes et de la promotion des investissements au Ministère du Tourisme à Dakar (1985-1986).

Ensuite il sera successivement enseignant vacataire à la Faculté des Sciences économiques et juridiques de l'Université de Dakar (1983-1985), enseignant permanent à l'IAMSEA de Kigali, Rwanda (1985-1986), Coordonnateur des études de l'IAMSEA (1987-1992); Directeur de l'IAMSEA (1992-1994), enseignant permanent au Département de la Statistique et de la Démographie (DSD) de l'Ecole Nationale d'Economie Appliquée (ENEA) de Dakar (1994-1999), chef du DSD-ENEA

Il convient de rappeler et saluer son comportement héroïque lors des tragiques événements d'avril 1994 au Rwanda, événements qu'il avait géré avec détermination et intelligence. Il avait réussi jusqu'au bout à préserver l'immunité diplomatique du campus de l'IAMSEA contre les tentatives quotidiennes de forces armées qui voulaient y entrer pour arrêter les populations riveraines qui s'y étaient réfugiées. Il avait également négocié l'évacuation des élèves et du

personnel non rwandais de l'IAMSEA sur Nairobi d'où il a organisé leur rapatriement dans leurs pays respectifs. Il avait refusé de quitter Nairobi tant qu'il resterait un étudiant à rapatrier et il avait tenu parole. Enfin, sa contribution pour sauver la formation des élèves qui étaient en cours de scolarité pendant cette période à l'Institut est également à saluer.

Au cours de la dernière période (octobre 2006 à la date de son décès), il a joué un rôle éminent dans la réforme qui conduit à la mise en place de l'Ecole nationale de statistique et de l'analyse économique du Sénégal (ENSAE-Sénégal) qui a ouvert ses portes le 6 octobre 2008, conformément au calendrier fixé. Il a en effet présidé avec efficacité le groupe de travail sur la réforme de la formation statistique, à la suite du transfert du DSD-ENEA à l'Agence Nationale de la Statistique et de la Démographie (ANSD).

Ses collègues directeurs ont témoigné de son apport hautement apprécié dans le fonctionnement de la Conférence des Directeurs des Ecoles de Statistique en Afrique (CODESA) qui regroupe l'Ecole nationale de statistique et de l'économie appliquée d'Abidjan (ENSEA-Abidjan) et l'Institut supérieur de statistique et d'économie appliquée de Yaoundé (ISSEA -Yaoundé), en plus de l'Ecole de Dakar.

C'était un homme de bien, a témoigné sa famille. C'était un homme juste ont renchéri tous ses collègues de l'ANSD. « Personne ne saura jamais traduire le secret de cette personnalité: sourire et rigueur, travail et amitié, méthode et organisation,... C'était le genre "diriger avec amour, sans opprimer". Je sais aujourd'hui (plus que jamais) que son départ laisse un grand vide dans les coeurs de tous ces jeunes qui l'ont connu » dit un de ses anciens élèves.

(Awa Thiongane, African Centre for Statistics)



## VI. NEWS AND EVENTS

### New Appointment

**l'Institut Centrafricain des Statistiques et des Etudes Economiques et Sociales (ICASEES)**



Monsieur Mustapha Issen

Monsieur Mustapha ISSEN a obtenu son diplôme de 3ème cycle universitaire de Mastère en Gestion de la Politique Economique à l'Université d'Auvergne de Clermont Ferrand en France. Il est né le 5 Août 1957 et père de six enfants.



## VI. NEWS AND EVENTS

### Heads of National Statistical Offices in Africa

Country / Pays		Name
Algeria	M.	Mohammed Boumati
Angola	Ms.	Maria Ferreira dos Santos Oliveira
Benin	Mr.	Cosme Vodounou
Botswana	Ms.	Anna Majelantle
Burkina Faso	Mr.	Ouattara Bamory
Burundi	Mr.	Déogratias Buzingo
Cameroon	Mr.	Joseph Tedou
Cape Verde	M.	Francisco Fernandes Tavares
Central African Republic	M.	Mustapha Issen
Chad	M.	Ousmane Abdoulaye Haggar
Comoros	M.	Bastoin Msoma
Congo	M.	Samuel Ambapour Kosso
Côte d'Ivoire	Mr.	Mathieu Meleu
D.R. Congo	M.	Marcel Nyumbaiza Malungu
Djibouti	Mr.	Amareh Ali Said
Egypt	Mr.	Abou Baker M. El- Gendy
Equatorial Guinea	M.	Luis Ondo Obono
Eritrea	Mr.	Aynom Berhane
Ethiopia	Ms.	Samia Zekaria
Gabon	M.	Louis Martin Wora
Gambia, The	Mr.	Alies. S. N'dow
Ghana	Dr.	Grace Bediako
Guinea	M.	Oumar Diallo
Guinea-Bissau	M.	Carlos Mendes da Costa
Kenya	Mr.	Anthony K.M. Kilele
Lesotho	Ms.	Liengoane Mothoweso Lefosa
Liberia	Dr.	Edward Liberty

Country / Pays		Name
Libya	Mr.	Salem Abu-Aisha
Madagascar	M.	Rakotomalala Andriamampianina
Malawi	Mr.	Charles Machinjili
Mali	M.	Seydou Moussa Traoré
Mauritania	M.	Baba Ould Boumeiss
Mauritius	Mr.	Harish Bundhoo
Morocco	Mr.	Mohammed Taamouti
Mozambique	Mr.	Joao Dias Loureiro
Namibia	Mr.	Fanuel Hangula
Niger	M.	Abdoulahi Beidou
Nigeria	Mr.	Vincent O. Akinyosoye
Rwanda	Dr.	Louis Munyakazi
Sao Tomé and Príncipe	M.	Albano Germano de Deus
Senegal	M.	M. Babakar Fall
Seychelles	Mr.	Jude Padayachy
Sierra Leone	Mr.	Joseph A. Lawrence Kamara
Somalia	Mr.	Nur A. Weheliye
South Africa	Mr.	Pali Jobo Lehohla
Sudan	Dr.	Yassin Abdin
Swaziland	Ms.	Isabella Hlophe
Tanzania	Ms.	Albina Chuwa
Togo	M.	Kokou Yao N'guissan
Tunisia	M.	Khalifa Ben Fekih
Uganda	Mr.	J.B. Male-Mukasa
Zambia	Ms.	Efrida Chulu
Zimbabwe	Mr.	Moffat Nyoni



#### Request:

ACS will appreciate it if it can be kept updated about changes in the leadership of NSOs.

## VI. NEWS AND EVENTS

### National Statistical Associations in Africa

Country	Association		Name	
Burkina Faso	Association des Statisticiens et Démographes du Burkina Faso	M.	Some Nibene Habib	President
Cameroon	Association des Statisticiens du Cameroun	Mr.	Isaac Njiemoun	Contact person
Congo	Association des Statisticiens	Mr.	Bolide Ntumba	Contact person
Equatorial Guinea	Association des statisticiens		Angeles Ngongolo	Contact person
Ethiopia	Ethiopian Statistical Association	Dr.	Emmanuel G. Yohannes	President
Gabon	Association des Statisticiens du Gabon	Mr.	Jean Nestor Nguema	Contact person
Ghana	Ghana Statistical Association	Mr.	Nicholas Nsoah-Nuamah	Contact person
Kenya	Kenya Statistical Society	Dr.	Leo Odongo	Chairman
Madagascar	Association Malgache des Ingenieur Statisticiens	Mr.	Eric Rakto-manana	Contact person
Malawi	Statistical Association	Dr.	Lawrence Kazembe	Contact person
Mali	Association de Malienne Statistique	M.	Aboumediene Toure	Contact person
Mauritania	Association des Statisticiens de Mauritanie	M.	Cissoko Mamadou	President
Niger	Association des Statisticiens et Démographes du Niger	Mr.	Alichina Idrissa Kourguéni	President
Rwanda	Association Rwandaise des Statisticiens	Mr.	Nzayisenga Canisius	President
Senegal	Association Sénégalaise pour la Statistique	Mr.	Amadou Talla Gueye	President
South Africa	South African Statistical Association	Dr.	Khangelani Zuma	President
Tanzania	Tanzania Statistical Association	Mr.	Peter C.T. Mayeye	Contact person
Togo	Association des Statisticien et Démographes	Mr.	Kponton Anani Théodore	Président
Tunisia	Tunisian Association of Statistics and its Applications	Mr.	Malika Charrad	Contact person
Uganda	Uganda Statistical Society	Mr.	Owino Abraham Yeyo	President



#### Request:

ACS will appreciate it if it can be kept updated about changes in the leadership of National Statistical Associations and Statistical Training Centres.

### Statistical Training Centres in Africa

Centre	Location	Contact
Eastern Africa Statistical Training Centre	Dar es Salaam, Tanzania	Mr. Michael Sindato
Ecole Nationale de la Statistique et de l'Analyse Economique	Dakar, Senegal	Mr. Bocar Toure
Ecole nationale de statistique et d'économie appliquée	Rabat, Morocco	Mr. Abdelaziz El Ghazali
Institut de Formation et de Recherche Démographiques	Yaoundé, Cameroon	Mr. Augusto Roku Mesani
Institut national de statistique et d'économie appliquée	Abidjan, Côte d'Ivoire	Mr. Koffi Nguessan
Institut supérieur de statistique et d'économie appliquée	Yaoundé, Cameroon	Mr. Akoto Eliwo Mandjale
Regional Institute for Population Studies	Legon, Ghana	Mr. Stephan Owusu Kwankya
Institute of Statistics and Applied Economics	Kampala, Uganda	Mr. Jonathan Ochono Odwee



### Statistics Units in Regional Economic Communities (RECs)

Centre	Location	Contact person
Common Market for Eastern & Southern Africa (COMESA)	Zambia, Lusaka	Mr. Anthony Walakira
Community of Sahel-Saharan States (CEN-SAD)	Tripoli, Libya	
East African Community (EAC)	Arusha, Tanzania	Mr. Robert Maate
Economic Community of Central African States (ECCAS)	Libreville, Gabon	Mr. Louis Sylvain Goma
Economic Community of West African States (ECOWAS)	Nigeria, Abuja	Mr. Mahamadou Yahaya
Intergovernmental Authority for Development (IGAD)	Djibouti, Djibouti	
Southern African Development Community (SADC)	Gaborone, Botswana	Mr. Ackim Teudulo Jere
Union du Maghreb Arabe (UMA)	Morocco, Rabat	Mr. Habib Boulares



## VI. NEWS AND EVENTS

### Upcoming Events (January 1 - March 31 2009)

Date	Event	Organisers	Location
January 26 - 28	Global Forum on Gender Statistics and Inter-Agency and Expert Group Meeting on Gender Statistics	UNSD	Accra, Ghana
February 9 - 13	4th Africa Symposium on Statistical Development	ASSD Secretariat	Luanda, Angola
February 12-16	Meeting of the Bureau of Statistical Commission for Africa (StatCom-Africa)		Luanda, Angola
February 18 - 20	New Techniques and Technologies for Statistics (NTTS)	EU	Brussels
February 23	13th session of the Committee for the Coordination of Statistical Activities	UNSD	New York, USA
February 24-27	40th session of the UN Statistical Commission	UNSD	New York, USA
March TBA	Comité de direction d'AFRISTAT	AFRISTAT	Ouagadougou, Burkina Faso

### Other Events

Date	Event	Organisers	Location
February 9-13	4th Africa Symposium for Statistical Development	ECA/Statistics South Africa	Luanda, Angola
16-22 August 2009	The 57th Session of the International Statistical Institute (ISI 2009)	Statistics South Africa	Durban, South Africa
18 November 2009	African Statistics Day	African Countries	Countries in Africa

## Editorial Policy African Statistical Newsletter

**The Newsletter:** The African Statistical newsletter aims to supplement the efforts of the African Statistical Journal to provide a platform for sharing knowledge and information about statistical methodologies and their application to solve practical problems in Africa. It covers all activities and news deemed to be of interest to the African statistical community, ranging from statistical advocacy to institutional development including capacity building and technical assistance, to specific statistical activities like censuses and surveys.

**Target Clientele:** The Newsletter is intended for the statistical community, across the whole of Africa as well as development practitioners with an interest in Africa's development.

**Frequency:** The African Statistical Newsletter is a quarterly periodical published four times a year. Issues are generally released within two weeks after the last day of the quarter. Material should be submitted to African Centre for Statistics email ([bkiregyera@uneca.org](mailto:bkiregyera@uneca.org)) by 15th day of the last month for publication in that quarter's newsletter.

**Source of Articles and Photos:** The articles and photographs published are written and submitted by experts practicing statistics in Africa and the rest of the world who are interested in statistical development in Africa. All articles must comply with the standards and technical publishing requirements. Generally, articles should not exceed 4 pages and should be of general interest to the statistical community. The editorial board carries out minor editing of the articles and reserves the right to determine the content of the newsletter.

**Language:** The Newsletter is bi-lingual –English and French. Articles are published in the language in which they are submitted. If an article is deemed to be of especial interest across the continent, we aim to publish it in both languages of the Newsletter.

**Accessibility:** The African Statistical Newsletter is posted on the Internet and is also published in hardcopies for limited distribution. An electronic version in PDF format is also emailed to all contacts maintained by the African Centre for Statistics - to be added to this database send your contact details to [bkiregyera@uneca.org](mailto:bkiregyera@uneca.org).

**Subscription:** The African Statistical Newsletter can be accessed free of charge.

**Disclaimer:** This Newsletter is not an official document of the United Nations, nor does it express the official position of the United Nations.

**Citation:** The editorial board welcomes the further distribution of any material from the newsletter on condition that this is cited as follows: This is reproduced from the African Statistics Newsletter (add issue date and number) <http://www.uneca.org/statistics/statnews>

